

## SDTL.0800 TILE LINE

Low profile (72mm) linear drain with a 50mm water seal. Perfect for wet rooms that have a shallow floor depth. Tile Line allows you to glue a tile into the drain with no visible metal. Factory fitted membrane for added waterproof protection.



### Specifications

#### MATERIAL

1.25 mm stainless steel (316)  
PP (Plastic) 1 1/2" solvent weld adapter

#### USAGE

Linear drain

#### WATER TRAP HEIGHT

50mm

#### GRATING

Brushed Stainless Steel panel tile insert.

#### MEMBRANE

330mm factory fitted sheet membrane

#### REMOVABLE & EASY FOR CLEANING

58mm

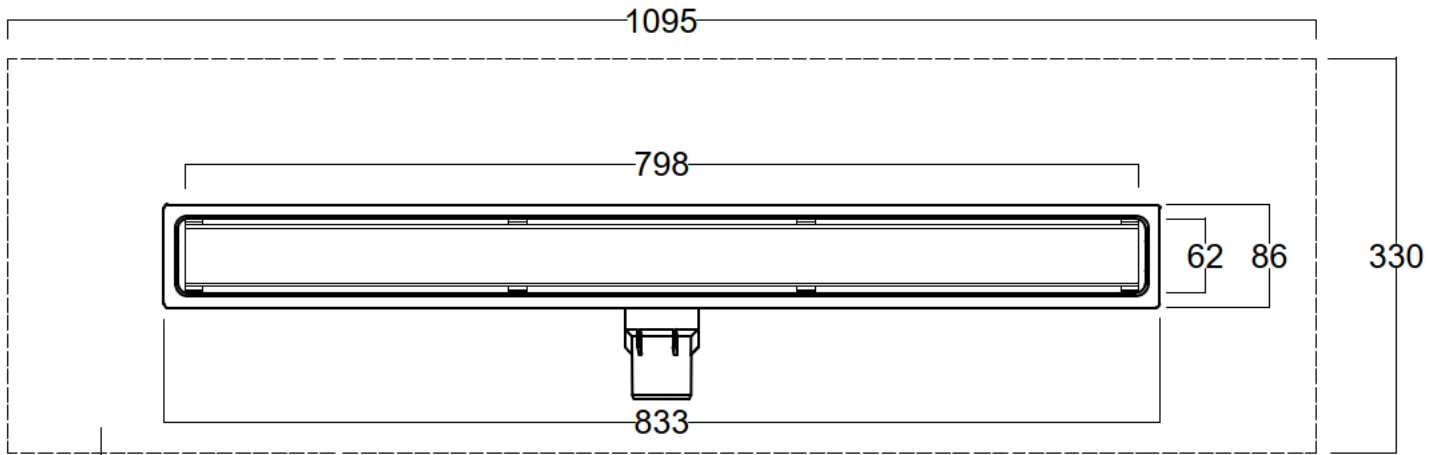
#### CAPACITY

32 l/min

#### FLOORING

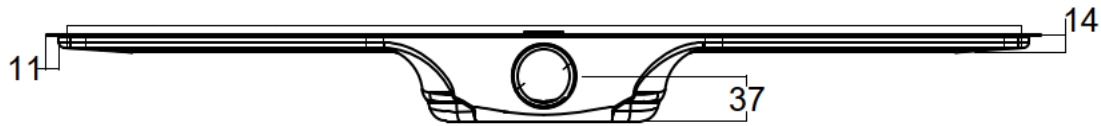
Tiles

## SDTL.0800

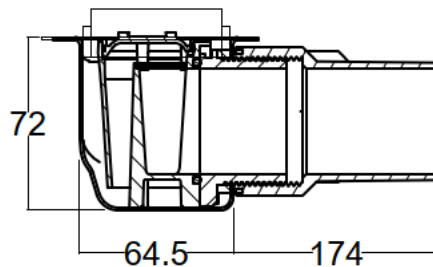


Factory Fitted Membrane

Plan



Front



Side