


2001.0200K3M DATA SHEET
MODIFIED WITH LOW PROFILE OUTLET



KIT CONTAINS

WALL MOUNTED
CORNER DRAIN
LOW PROFILE OUTLET
CLASSICLINE FRAME
CLASSIC GRATE

2011.0200

Corner 2011

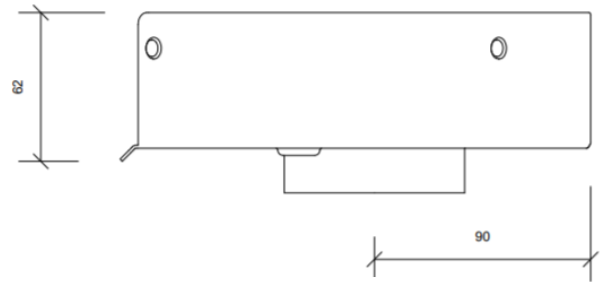
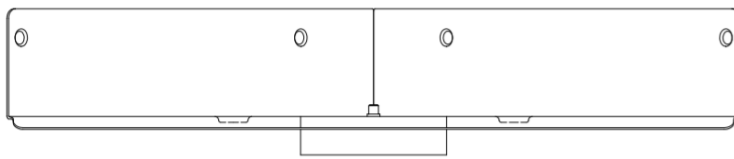
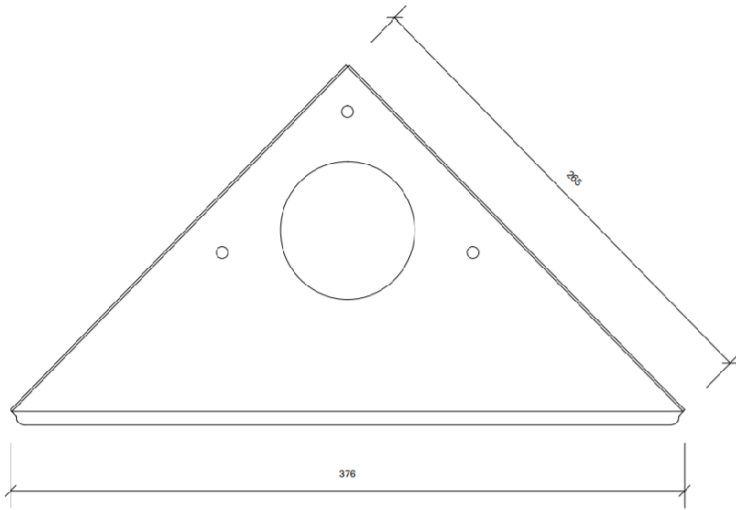
The drain unit has two wall flanges and one floor flange.



Specifications

ITEM NUMBER	GTIN NUMBER	WEIGHT INCLUDING PACKAGING
2011.0200	5707692006659	900 g
WEIGHT EXCLUDING PACKAGING	MATERIAL	USAGE
700 g	1,5 mm stainless steel (AISI 304)	Corner drain
SURFACE	MEMBRANE	FLOOR CONSTRUCTION
Pickled	Liquid or sheet membrane	All
FLOORING	MOUNTING	INSTALLATION LENGTH (L1)
Tiles	6 mm plugs 6 mm screws. Torx 20	377 mm
INSTALLATION LENGTH (L2)		
267 mm		

DATA SHEET



2011.0200

DATA SHEET

2415.0050

Line 2415 0050

Ø 50 mm horizontal drain

With removable odour barrier with effective self-cleaning effect

The odour barrier can be removed for cleaning. Can be rotated 360 degrees to facilitate pipework positioning

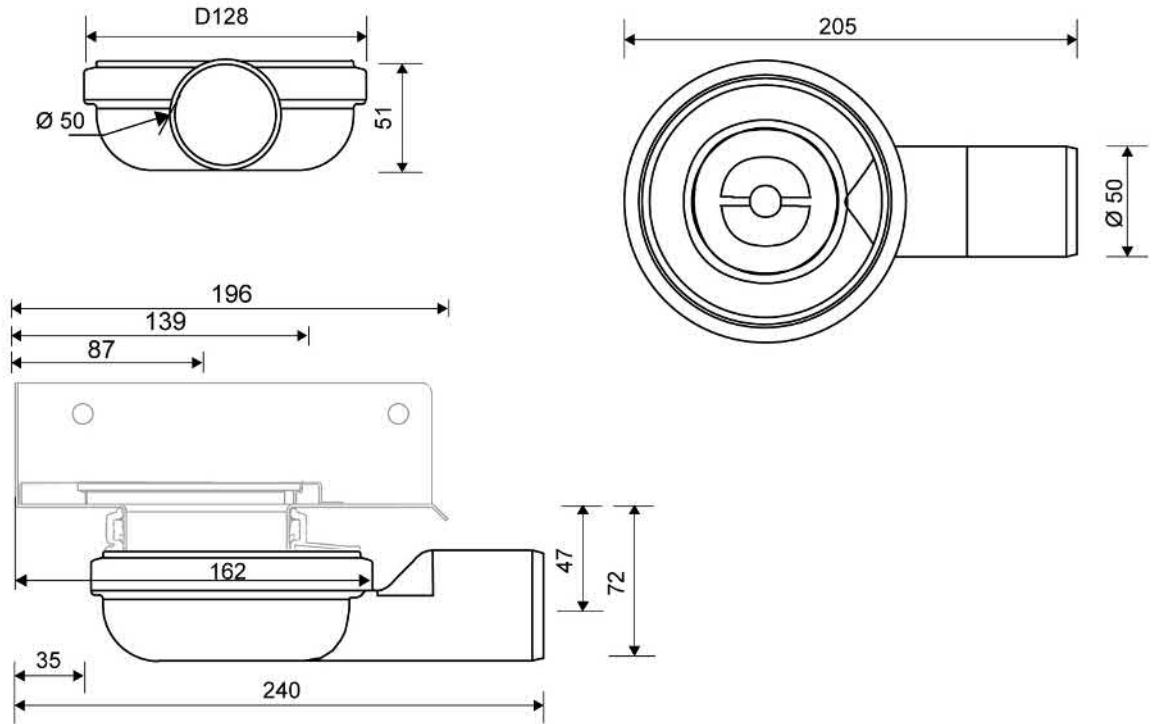
Note: Odour barrier is VA-approved



Specifications

ITEM NUMBER	GTIN NUMBER	WEIGHT INCLUDING PACKAGING
2415.0050	5707692006796	450 g
WEIGHT EXCLUDING PACKAGING	MATERIAL	USAGE
350 g	Plastic PP	Corner drain
BARRIER	GASKET	CAPACITY
With (odour barrier)	EPDM	0.5 l/s
SIDE INLET	CONSTRUCTION HEIGHT (CORNER)	FITS DRAIN UNIT
Without	72 mm	2011.0200

DATA SHEET



2415.0050

2501.0212

Corner 2500

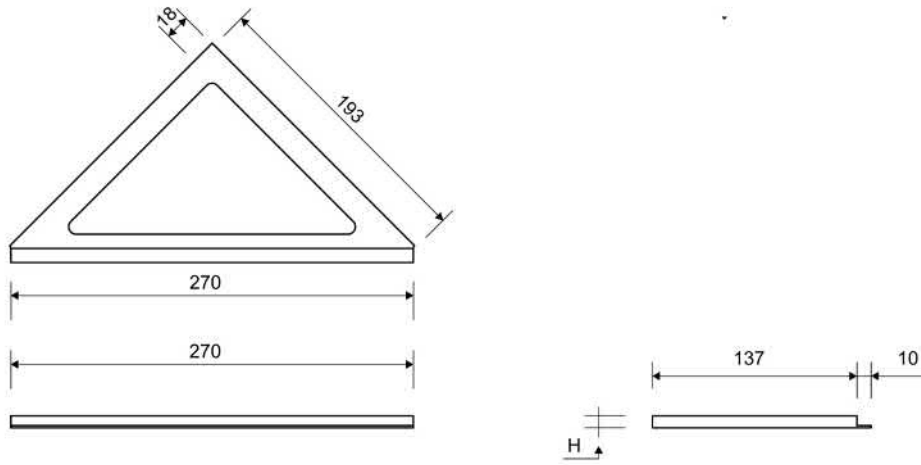
Available in 8, 10 and 12 mm heights (depending on the thickness of the floor tile)



Specifications

ITEM NUMBER	GTIN NUMBER	WEIGHT INCLUDING PACKAGING
2501.0212	5707692002620	310 g
WEIGHT EXCLUDING PACKAGING	MATERIAL	USAGE
240 g	Stainless steel (AISI 304)	Corner drain
SURFACE	INSTALLATION LENGTH (L)	HEIGHT (H)
Brushed	L1: 270 / L2: 193 mm	H 12 mm
LENGTH MODEL	FITS DRAIN UNIT	INSERT
200 mm	2011	Synthetic

DATA SHEET



2501.0212

2911.0212

HighLine Corner

HighLine Corner Panel with frame

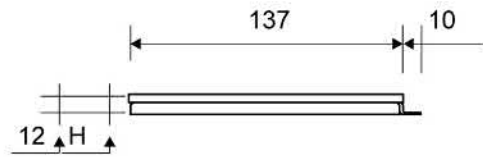
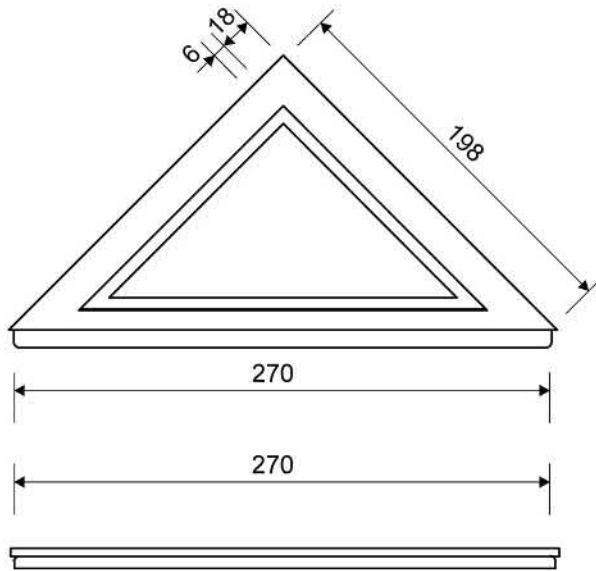
Frame available in 10, 12, 15 and 25 mm heights (depending on the thickness of the floor tile)

Exclusive design with top in solid 4 mm stainless steel. Insert ensures a snug fit inside the drain unit



Specifications

ITEM NUMBER	GTIN NUMBER	WEIGHT INCLUDING PACKAGING
2911.0212	5707692007045	749 g
WEIGHT EXCLUDING PACKAGING	MATERIAL	USAGE
696 g	Stainless steel (AISI 304)	Line drain
SURFACE	INSTALLATION LENGTH (L)	HEIGHT (H)
Brushed	198/198 mm	H 12 mm
FITS DRAIN UNIT	INSERT	
2011	Synthetic	



2911.0212