

1004.1800K5M01 Low Profile Outlet DATA SHEET



KIT CONTAINS

WALL MOUNTED DRAIN
LOW PROFILE OUTLET
HIGHLINE FRAME
HIGHLINE PANEL

1004.1801 - 1800 Model Drain Body

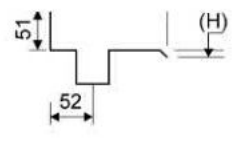
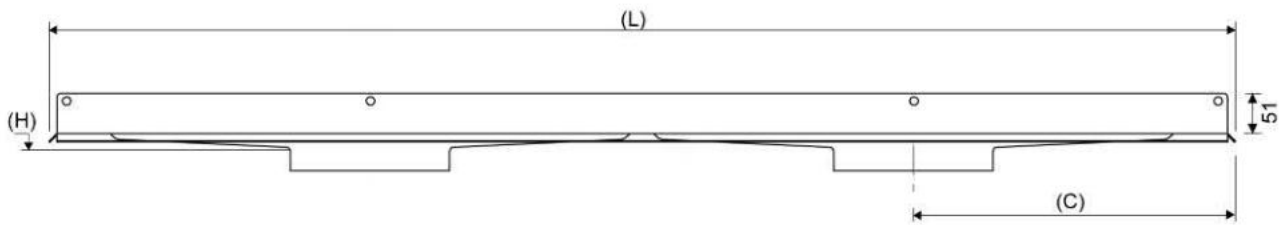
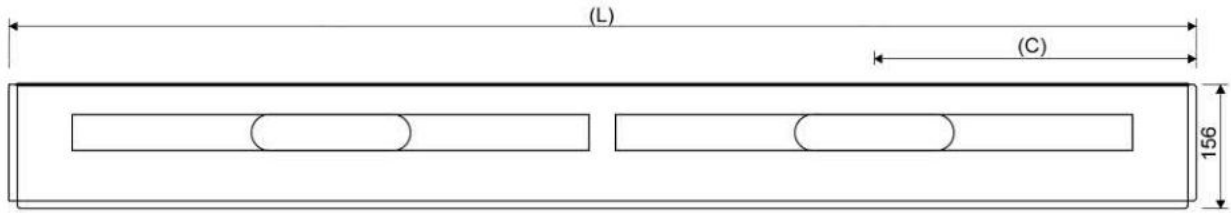
Line 1004

Wall Mounted Linear Drain fixed to wall for a very secure installation and to allow for a one way fall.
Suitable for 25mm wall build up. For larger sizes, please contact Wet Room Materials.
Can be freely positioned against rear wall, independent of any side walls.



Specifications

| | | |
|---------------------------|--------------------------------|-----------------------------------|
| ITEM NUMBER | GTIN NUMBER | MATERIAL |
| 1004.1801 | 5707692008387 | 1.5 mm stainless steel (AISI 304) |
| USAGE | SURFACE | MEMBRANE |
| Linear drain | Pickled | Liquid or sheet membrane |
| FLOOR CONSTRUCTION | FLOORING | MOUNTING |
| All | Tiles | 6 mm Pluks 6 mm Skruer. Torx 20 |
| CENTER | INSTALLATION LENGTH (L) | HEIGHT (H) |
| 506 mm | 1909 mm | 19 mm |
| LENGTH MODEL | | |
| 1800 | | |



1417.0050 - Low Profile Outlet

Linear 1417.0050

Ø 50 mm horizontal drain

The odour barrier can be removed for cleaning

Can be rotated 180 degrees if a rear-facing outlet is required

Note: Odour barrier is VA-approved

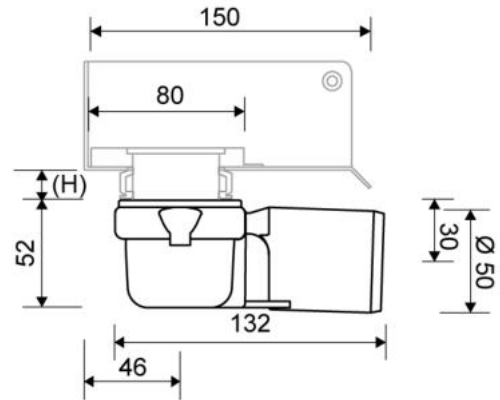
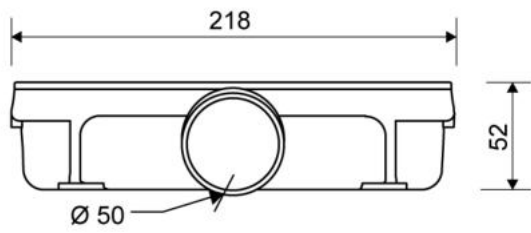
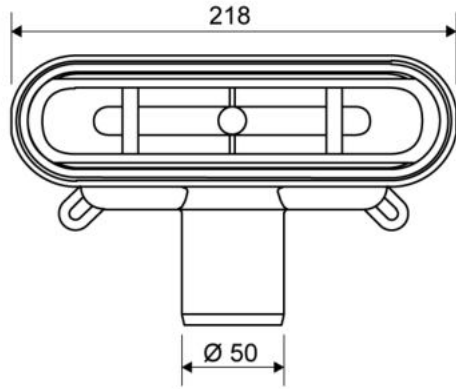


Specifications

| | | |
|----------------------------|---------------|--|
| ITEM NUMBER | GTIN NUMBER | WEIGHT INCLUDING PACKAGING |
| 1417.0050 | 5707692007915 | 500 g |
| WEIGHT EXCLUDING PACKAGING | MATERIAL | USAGE |
| 350 g | Plastic (PP) | Line drain |
| BARRIER | GASKET | CAPACITY |
| With (odour barrier) | EPDM | 0.6 l/s |
| SIDE INLET | CENTER | FITS DRAIN UNIT |
| Without | 30 mm | 1001, 1002, 1003, 1004, 1100, 3002, 3004, 5002, 5003, 4004 |

FITTING HEIGHTS - LINE FAUCETS 1001, 1002, 1003, 1004

| Ø | Outlet direction | 300 | 600 | 700 | 800 | 900 | 1000 | 1200 |
|---------|------------------|-------|-------|-------|-------|-------|-------|-------|
| Ø 50 mm | Horizontal | 64 mm | 68 mm | 69 mm | 70 mm | 71 mm | 72 mm | 74 mm |



1915.0915 - 900mm Highline Frame

HighLine Colour frame | Brass

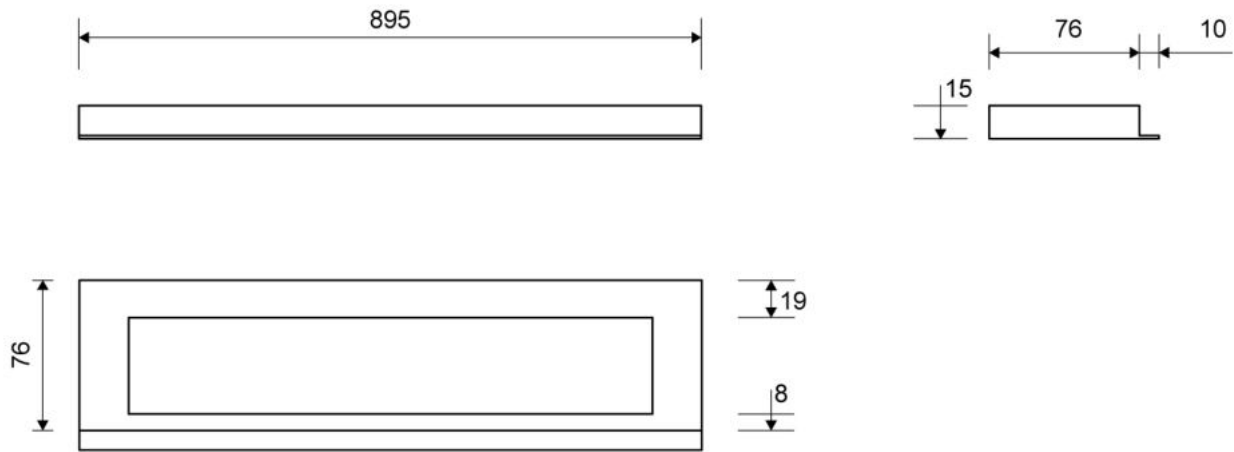
Exclusive frame design with top in 4 mm solid PVD-treated stainless steel

Insert ensures a snug fit inside the drain unit.



Specifications

| | | |
|--------------------|---------------------|--|
| ITEM NUMBER | GTIN NUMBER | MATERIAL |
| 1915.0915 | 5707692012100 | Stainless steel (AISI 304) |
| USAGE | SURFACE | INSTALLATION LENGTH (L2) |
| Linear drain | PVD Brass | 895 mm |
| HEIGHT (H) | LENGTH MODEL | FITS DRAIN UNIT |
| H 15 mm | 900 mm | 1001, 1002, 1003, 1004, 1100, 5002, 5003 |
| INSERT | | |
| Synthetic | | |



1915.0915

Products

1920.0915 - 900mm Brass Panel

HighLine Colour Panel | Brass

The set consists of a Highline Panel in Brushed Stainless Steel PVD coated Brass, heightener set and screws. Can be used with or without Highline Frame. Brass frame not available for Freestanding drain. When using without Highline Frame, ensure rear wall build up allows for equal drainage gap on all sides. Also available in Black, Copper, Brushed and Polished Stainless Steel



Specifications

| | | |
|--|-----------------------|----------------------------------|
| ITEM NUMBER | GTIN NUMBER | MATERIAL |
| 1920.0915 | 5707692009797 | Stainless steel (AISI 304) |
| USAGE | SURFACE | LENGTH MODEL |
| Linear drain | PVD Brass | 900 mm |
| FITS DRAIN UNIT | HEIGHTENER SET | LENGTH WITH/WITHOUT FRAME |
| 1001, 1002, 1003, 1004, 1100, 5002, 5003 | Plastic (PE) | 833/895 mm |