

# 3004.0800K8NFM01 Low Profile Outlet DATA SHEET



## KIT CONTAINS

FREESTANDING DRAIN  
INSTALLATION FEET  
LOW PROFILE OUTLET  
HIGHLINE PANEL POLISHED  
STAINLESS STEEL

## 3004.0800 - 800 Model Drain Body

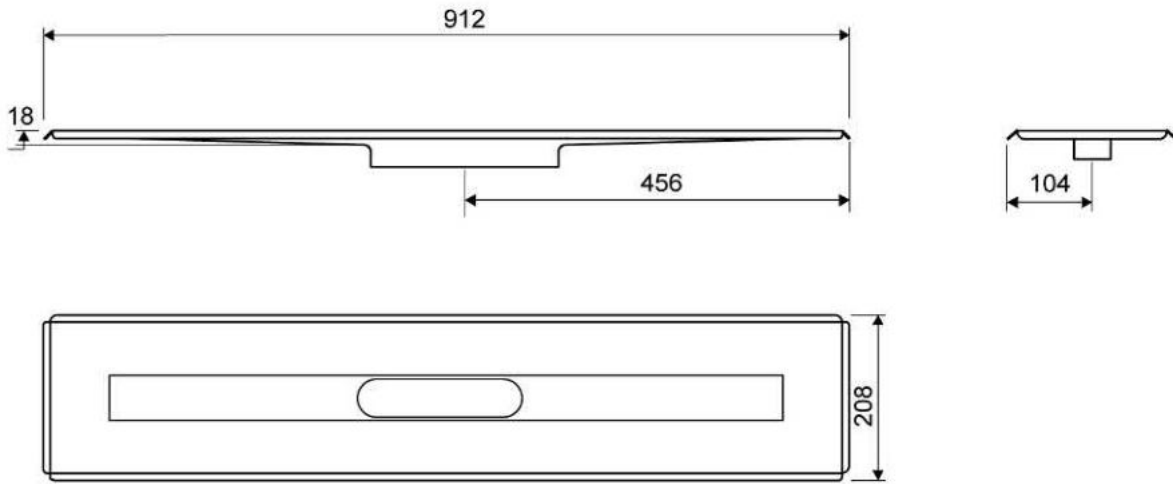
Line 3004

For shower cubicle with no permanent walls



### Specifications


<b>ITEM NUMBER</b>	<b>GTIN NUMBER</b>	<b>WEIGHT INCLUDING PACKAGING</b>
3004.0800	5707692007076	4100 g
<b>WEIGHT EXCLUDING PACKAGING</b>	<b>MATERIAL</b>	<b>USAGE</b>
3900 g	1,5 mm stainless steel (AISI 304)	Line drain
<b>SURFACE</b>	<b>MEMBRANE</b>	<b>FLOOR CONSTRUCTION</b>
Pickled	Liquid or sheet membrane	All
<b>FLOORING</b>	<b>MOUNTING</b>	<b>CENTER</b>
Tiles	6 mm plugs 6 mm screws. Torx 20	456 mm
<b>INSTALLATION LENGTH (L)</b>	<b>HEIGHT (H)</b>	<b>LENGTH MODEL</b>
912 mm	18 mm	800 mm



3004.0800

## Height Adjustable Installation Feet

Height-adjustable feet (120-220 mm) for installation in concrete.  
included with 3004 Unidrain.



## 1417.0050 - Low Profile Outlet

Linear 1417.0050

Ø 50 mm horizontal drain

The odour barrier can be removed for cleaning

Can be rotated 180 degrees if a rear-facing outlet is required

Note: Odour barrier is VA-approved

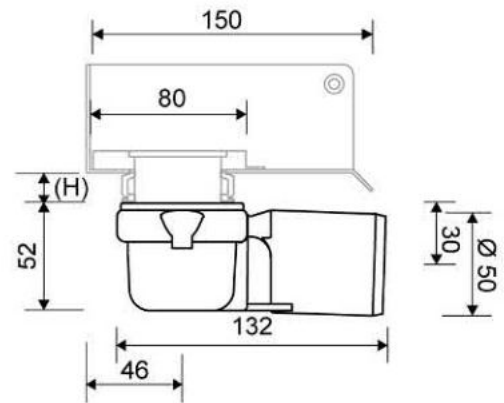
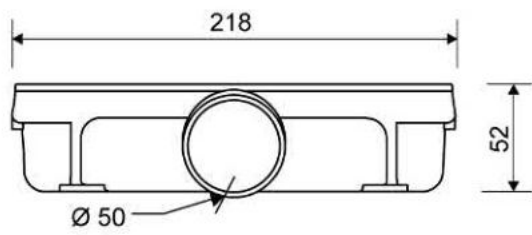
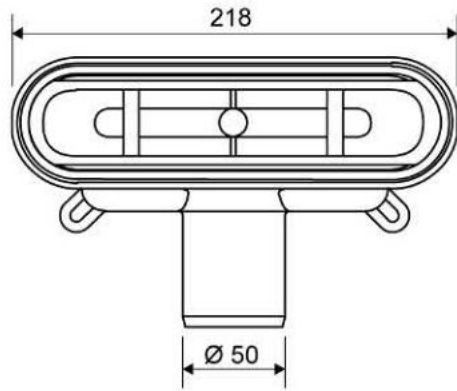


### Specifications

ITEM NUMBER	GTIN NUMBER	WEIGHT INCLUDING PACKAGING
1417.0050	5707692007915	500 g
WEIGHT EXCLUDING PACKAGING	MATERIAL	USAGE
350 g	Plastic (PP)	Line drain
BARRIER	GASKET	CAPACITY
With (odour barrier)	EPDM	0.6 l/s
SIDE INLET	CENTER	FITS DRAIN UNIT
Without	30 mm	1001, 1002, 1003, 1004, 1100, 3002, 3004, 5002, 5003, 4004

FITTING HEIGHTS - LINE FAUCETS 1001, 1002, 1003, 1004

Ø	Outlet direction	300	600	700	800	900	1000	1200
Ø 50 mm	Horizontal	64 mm	68 mm	69 mm	70 mm	71 mm	72 mm	74 mm



## 1920.0818 - 800mm Polished Steel Panel

HighLine Colour Panel | hand polished steel

The set consists of a Highline Panel in Polished Stainless Steel, heightener set and screws.  
 Can be used with or without Highline Frame. Polished frame not available for Freestanding drain.  
 When using without Highline Frame, ensure rear wall build up allows for equal drainage gap on all sides. Also available in Black, Brass, Copper and Brushed Stainless Steel



### Specifications

<b>ITEM NUMBER</b>	<b>GTIN NUMBER</b>	<b>MATERIAL</b>
1920.0818	5707692011646	Stainless steel (AISI 304)
<b>USAGE</b>	<b>SURFACE</b>	<b>LENGTH MODEL</b>
Linear drain	Hand polished steel	800 mm
<b>FITS DRAIN UNIT</b>	<b>HEIGHTENER SET</b>	<b>LENGTH WITH/WITHOUT FRAME</b>
1001, 1002, 1003, 1004, 1100, 5002, 5003	Plastic (PE)	733/795 mm

