

1K0900.09001

Kit Size 900mm x 900mm

Can be trimmed to 812mm x 500mm

GRATE OPTIONS



KIT CONTAINS

WALL MOUNTED DRAIN
MULTI DIRECTIONAL OUTLET
CLASSICLINE FRAME
ANNIVERSARIO GRATE
UNISLOPE PREFORMED
BOARDS TANKING KIT

1004.0701 - 700 Model Drain Body

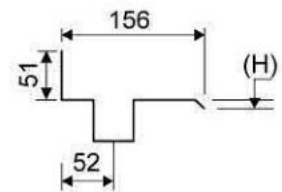
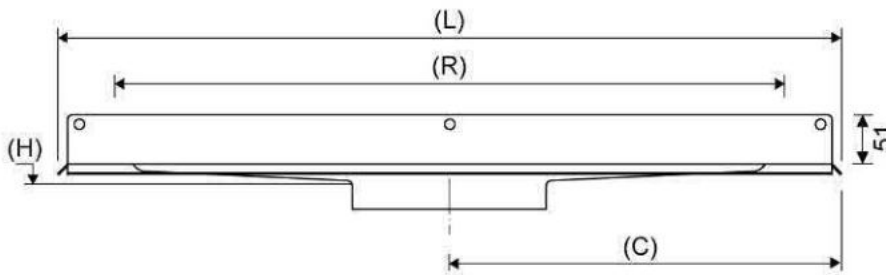
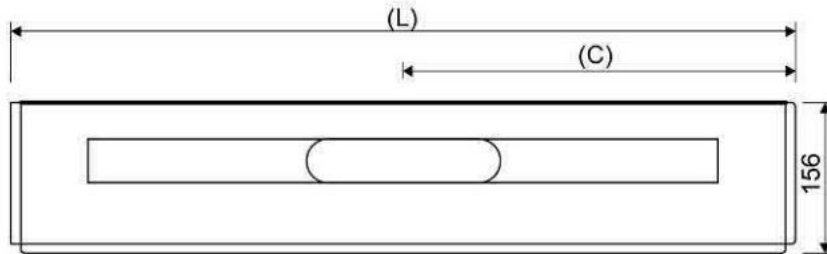
Line 1004

Wall Mounted Linear Drain fixed to wall for a very secure installation and to allow for a one way fall. Suitable for 25mm wall build up. For larger sizes, please contact Wet Room Materials. Can be freely positioned against rear wall, independent of any side walls.



Specifications

| | | |
|--------------------|-------------------------|-----------------------------------|
| ITEM NUMBER | GTIN NUMBER | MATERIAL |
| 1004.0701 | 5707692008387 | 1.5 mm stainless steel (AISI 304) |
| USAGE | SURFACE | MEMBRANE |
| Linear drain | Pickled | Liquid or sheet membrane |
| FLOOR CONSTRUCTION | FLOORING | MOUNTING |
| All | Tiles | 6 mm Pluks 6 mm Skruer. Torx 20 |
| CENTER | INSTALLATION LENGTH (L) | HEIGHT (H) |
| 406 mm | 812 mm | 17 mm |
| LENGTH MODEL | | |
| 700 | | |



1416.0050 - Multi Directional Outlet

Line 1416.0050

Ø 50 mm horizontal drain

Can be rotated 180 degrees if a rear-facing outlet is required.

Note two drains. Cannot be used as an inlet.



Specifications

| | | |
|----------------------------|---------------|--|
| ITEM NUMBER | GTIN NUMBER | WEIGHT INCLUDING PACKAGING |
| 1416.0050 | 5707692012520 | 505 g |
| WEIGHT EXCLUDING PACKAGING | MATERIAL | USAGE |
| 312 g | Plastic (PP) | Line drain |
| BARRIER | GASKET | CAPACITY |
| With | EPDM | 0,8 l/s |
| SIDE INLET | CENTER | FITS DRAIN UNIT |
| Without | 32 mm | 1001, 1002, 1003, 1004, 1100, 3002, 3004, 5002, 5003, 4004 |

FITTING HEIGHTS - LINE FAUCETS 1001, 1002, 1003, 1004

| Ø | Outlet direction | 300 | 600 | 700 | 800 | 900 | 1000 | 1200 |
|---------|------------------|-------|--------|--------|--------|--------|--------|--------|
| Ø 50 mm | Horizontal | 98 mm | 102 mm | 103 mm | 104 mm | 105 mm | 106 mm | 108 mm |



1500.0712 - Classic Line Frame

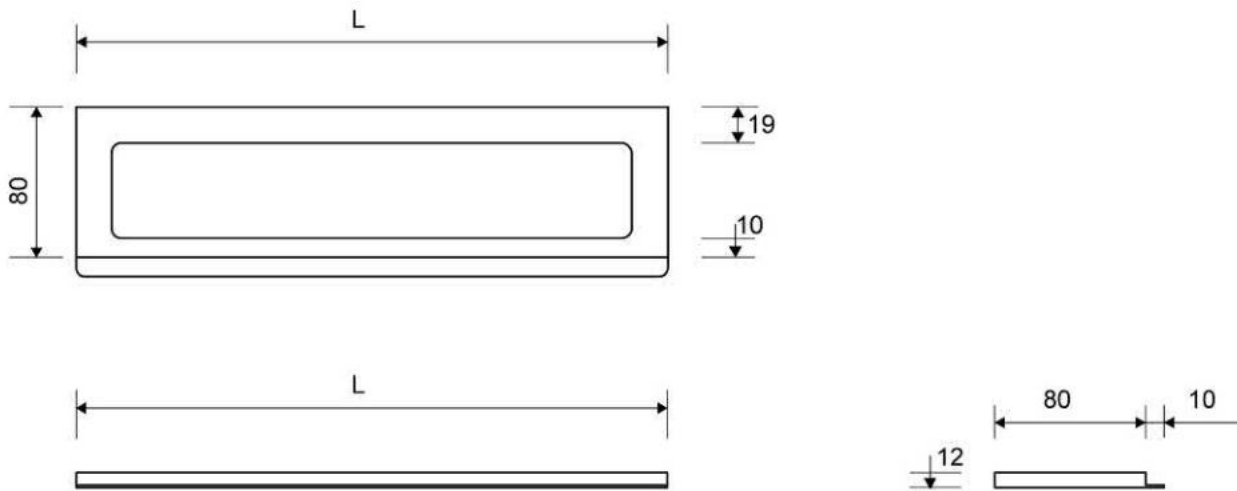
Line 1500

Brushed Stainless Steel Classicline Frame to be used with all Classicline grates. Also available with as 8 and 10mm frame heights (depending on thickness of floor tile)



Specifications

| | | |
|-----------------------------------|--|-----------------------------------|
| ITEM NUMBER | GTIN NUMBER | WEIGHT INCLUDING PACKAGING |
| 1500.0712 | 5707692003290 | 900 g |
| WEIGHT EXCLUDING PACKAGING | MATERIAL | USAGE |
| 720 g | Stainless steel (AISI 304) | Line drain |
| SURFACE | INSTALLATION LENGTH (L) | HEIGHT (H) |
| Brushed | 695 mm | H 12 mm |
| LENGTH MODEL | FITS DRAIN UNIT | INSERT |
| 700 mm | 1001, 1002, 1003, 1004, 1100, 5002, 5003 | Synthetic |




1606.0700 - 700mm Anniversario Grate


Line 1600

Brushed Stainless Steel grate to be placed onto Classicline Frame

Contact Wet Room Materials for other grate options

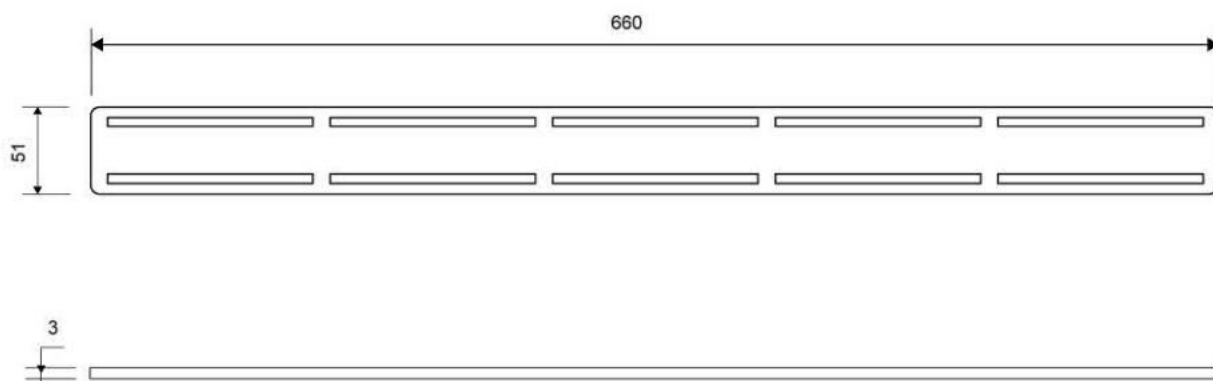


Other grates available



Specifications

| | | |
|--|---|---|
| ITEM NUMBER 1604.0700 | GTIN NUMBER 5707692001180 | WEIGHT INCLUDING PACKAGING 660 g |
| WEIGHT EXCLUDING PACKAGING 620 g | MATERIAL Stainless steel (AISI 304) | USAGE Line drain |
| SURFACE Brushed | LENGTH MODEL 700 mm | DIMENSIONS 3 mm solid 3 mm solid 3 mm solid 3 mm solid 3 mm solid |



1606.0700

Products

1K0900.0900 - 900X900mm Board

UniSlope preformed Board with one way slope / fall built in.

To be used with Unidrain wall mounted linear drain



Specifications

Material: High Density PVC Foam Board (Foamed Rigid Polyvinyl Chloride Board)

Size with drain: 900 x 900mm

Board thickness: 19mm sloping to drain (10mm fall)

Weight: 5.6kg

Density: 50 kg/m³

Tensile Strength: 11MPa

Impact Strength: 12.8KJ/m²

Thermal Conductivity: 0.07 W/mK

Temperature Range: -10°C, +55°C

Colour: White

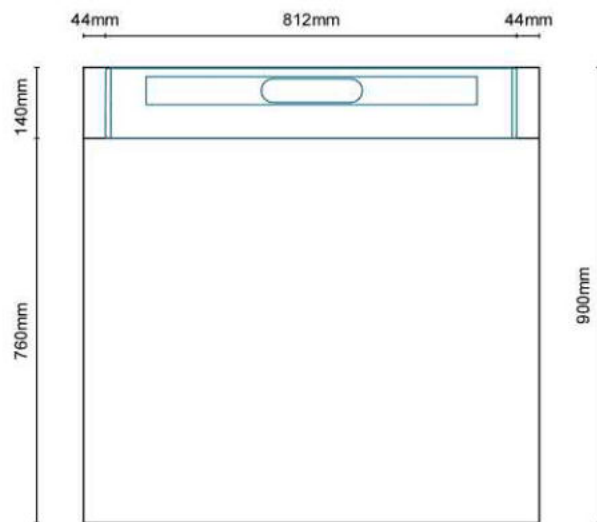
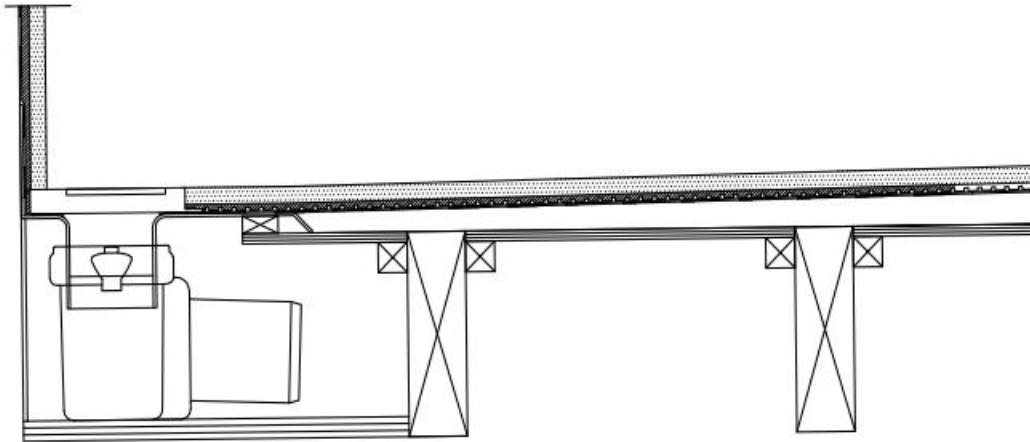
NFPA Rating: Health=1, Fire=0, Reactivity=0

Hazards Identification: No particular hazards known

First aid measures: In general handling the material will not cause accidents.

Notes: Dust masks must be worn when cutting UniSlope boards. UniSlope Boards are not load bearing and must be installed on a strong wood or concrete subfloor which is level. Follow UniSlope installation instructions.

Refer to UniSlope kit drawings and safety data sheet for more information



Refer to UniSlope kit drawings and safety data sheet for more information

WMVS30K - Waterproofing Kit

Easy application paint on liquid membrane for waterproofing wet rooms and bathrooms

Contains 12kg liquid membrane, 25m reinforcement trap and 1l primer.



Specifications

Material: acrylic polymers, plasticizer, water and preservative

Coverage: 7m²

Can be applied to: Wood, concrete, metal, plastic, plaster, light clincer concrete, screed, lightweight concrete, stucco, gypsum floors, calcium, silicate plates and various approved wet room plaster boards, gypsum fibre, cement and polystyrene.

Drying time: 1st layer 1-2 hours at 18-20°C. 2nd layer approx 12 hours at 18-20°C.
Drying times will vary depending on temperature, ventilation and substrate.

Application method: Paint brush and roller.

Notes: Room must be primed with Primer 54 included before applying liquid membrane. All major joints must be reinforced using LIP reinforcement tape included. Ensure all areas are dry after each stage before proceeding i.e. Priming, 1st coat and 2nd coat before proceeding. No one can access the area whilst membrane is drying. Once 2nd coat is completely dry, cover membrane with a suitable protective sheet / board until tiled. If a heater is required, do not place too close to the membrane.

Refer to installation instructions and safety data sheet for more information.