

## 2K0900.09011MO1

Kit Size 900mm x 900mm - Low Profile Outlet  
Can be trimmed to 500 x 500mm



### KIT CONTAINS

WALL MOUNTED  
CORNER DRAIN  
LOW PROFILE OUTLET  
COLUMN FRAME  
COLUMN GRATE  
UNISLOPE PREFORMED  
BOARD  
TANKING KIT

WM | Wetroom Materials

[www.wetroommaterials.com](http://www.wetroommaterials.com) [sales@wetroommaterials.com](mailto:sales@wetroommaterials.com)

UK: Derwentside, 25 Town Street, Duffield, Belper, Derbyshire, DE56 4EH T: +44 (0) 1332 840 820  
IRE: Unit E1 Ballymount Industrial Estate, Walkinstown, Dublin 12, D12 WR60 T: +353 (0) 1 297 3488

## 2011.0200 - 200 Model Drain Body

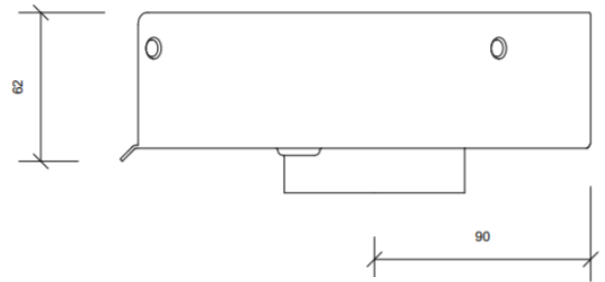
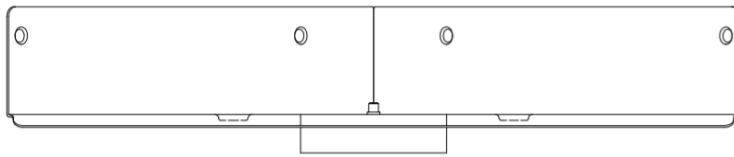
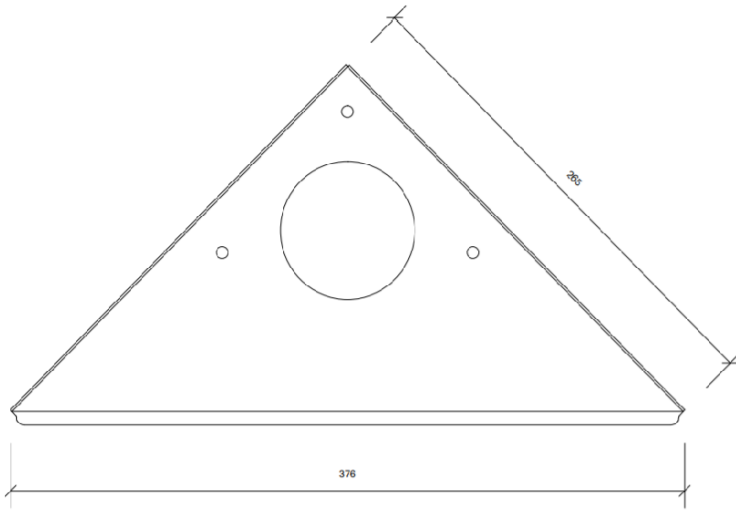
Corner 2011

The drain unit has two wall flanges and one floor flange.



### Specifications

<b>ITEM NUMBER</b>	<b>GTIN NUMBER</b>	<b>WEIGHT INCLUDING PACKAGING</b>
2011.0200	5707692006659	900 g
<b>WEIGHT EXCLUDING PACKAGING</b>	<b>MATERIAL</b>	<b>USAGE</b>
700 g	1,5 mm stainless steel (AISI 304)	Corner drain
<b>SURFACE</b>	<b>MEMBRANE</b>	<b>FLOOR CONSTRUCTION</b>
Pickled	Liquid or sheet membrane	All
<b>FLOORING</b>	<b>MOUNTING</b>	<b>INSTALLATION LENGTH (L1)</b>
Tiles	6 mm plugs 6 mm screws. Torx 20	377 mm
<b>INSTALLATION LENGTH (L2)</b>		
267 mm		



**2011.0200**

## 2415.0050 - Low Profile Outlet

Line 2415 0050

Ø 50 mm horizontal drain

With removable odour barrier with effective self-cleaning effect

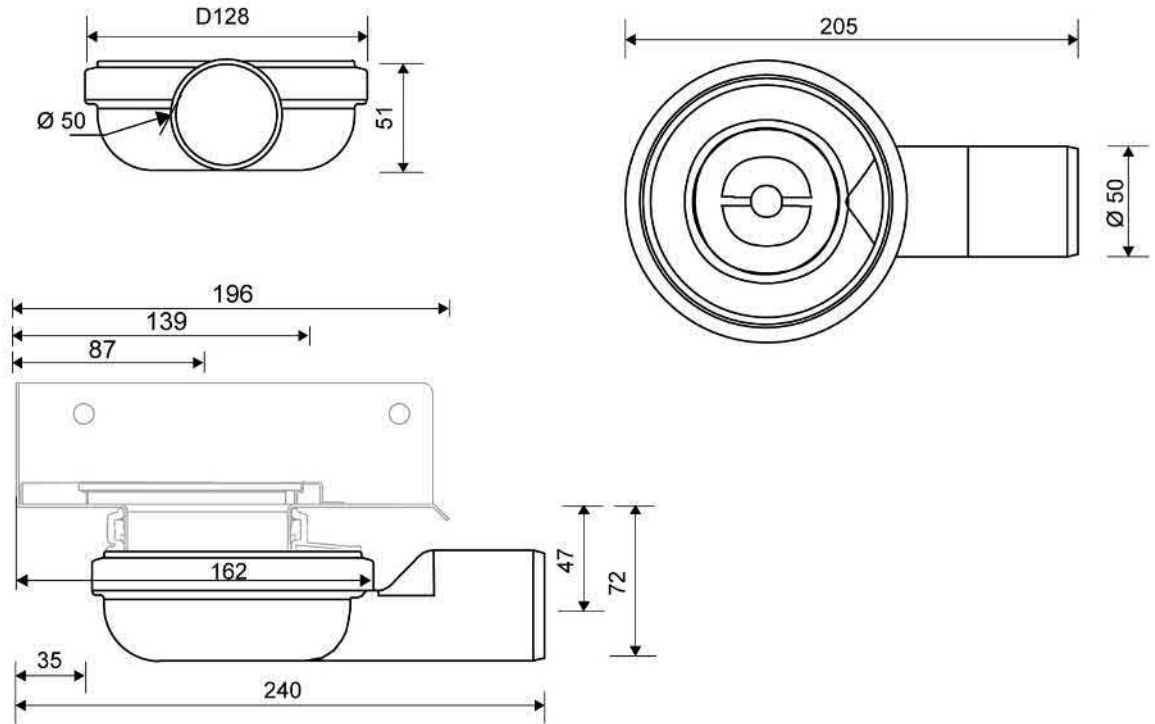
The odour barrier can be removed for cleaning. Can be rotated 360 degrees to facilitate pipework positioning

Note: Odour barrier is VA-approved



### Specifications

<b>ITEM NUMBER</b>	<b>GTIN NUMBER</b>	<b>WEIGHT INCLUDING PACKAGING</b>
2415.0050	5707692006796	450 g
<b>WEIGHT EXCLUDING PACKAGING</b>	<b>MATERIAL</b>	<b>USAGE</b>
350 g	Plastic PP	Corner drain
<b>BARRIER</b>	<b>GASKET</b>	<b>CAPACITY</b>
With (odour barrier)	EPDM	0.5 l/s
<b>SIDE INLET</b>	<b>CONSTRUCTION HEIGHT (CORNER)</b>	<b>FITS DRAIN UNIT</b>
Without	72 mm	2011.0200



**2415.0050**

## 2501.0212 - ClassicLine Frame

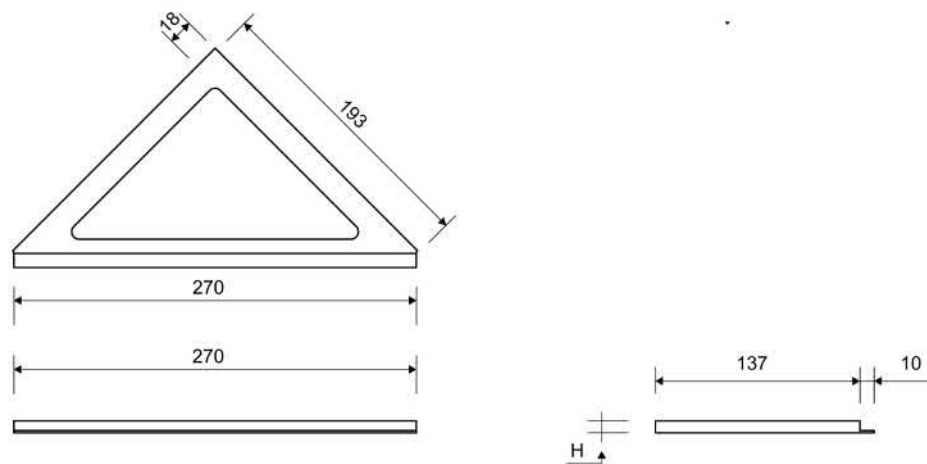
Corner 2500

Available in 8, 10 and 12 mm heights (depending on the thickness of the floor tile)



### Specifications

ITEM NUMBER	GTIN NUMBER	WEIGHT INCLUDING PACKAGING
2501.0212	5707692002620	310 g
WEIGHT EXCLUDING PACKAGING	MATERIAL	USAGE
240 g	Stainless steel (AISI 304)	Corner drain
SURFACE	INSTALLATION LENGTH (L)	HEIGHT (H)
Brushed	L1: 270 / L2: 193 mm	H 12 mm
LENGTH MODEL	FITS DRAIN UNIT	INSERT
200 mm	2011	Synthetic




**2501.0212**

## 2602.0200 - ClassicLine Grate

Corner 2600

Only for use with ClassicLine frame

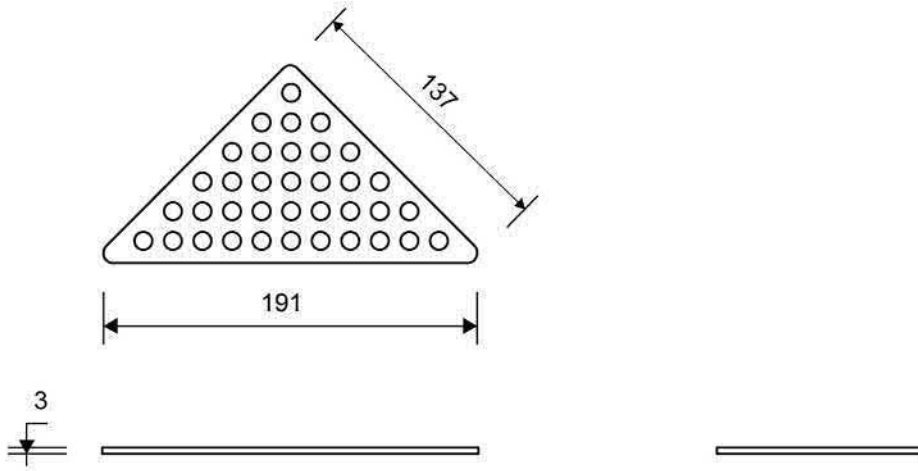
To ensure a snug fit, the grating is placed on a countersunk bearing inside the frame



### Specifications

ITEM NUMBER	GTIN NUMBER	WEIGHT INCLUDING PACKAGING
2602.0200	5707692002668	220 g
WEIGHT EXCLUDING PACKAGING	MATERIAL	USAGE
200 g	Stainless steel (AISI 304)	Corner drain
SURFACE	LENGTH MODEL	DIMENSIONS
Brushed	200 mm	3 mm solid






**2602.0200**

## 2K0900.0900 - 900X900mm Board

UniSlope preformed Board with built in slope towards the corner.

To be used with Unidrain wall mounted corner drain



### Specifications

**Material:** High Density PVC Foam Board (Foamed Rigid Polyvinyl Chloride Board)

**Size with drain:** 900 x 900mm

**Board thickness:** 19mm sloping to drain (10mm fall)

**Weight:** 6.2kg

**Density:** 50 kg/m<sup>3</sup>

**Tensile Strength:** 11MPa

**Impact Strength:** 12.8KJ/m<sup>2</sup>

**Thermal Conductivity:** 0.07 W/mK

**Temperature Range:** -10°C, +55°C

**Colour:** White

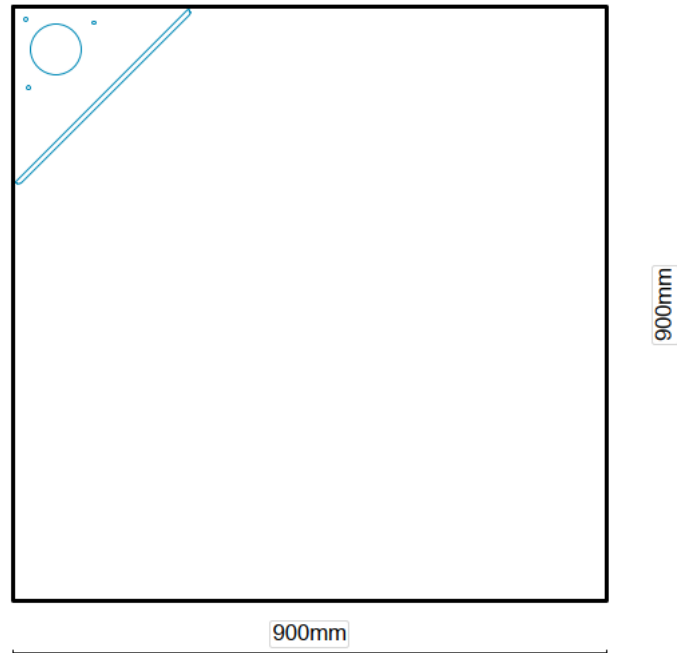
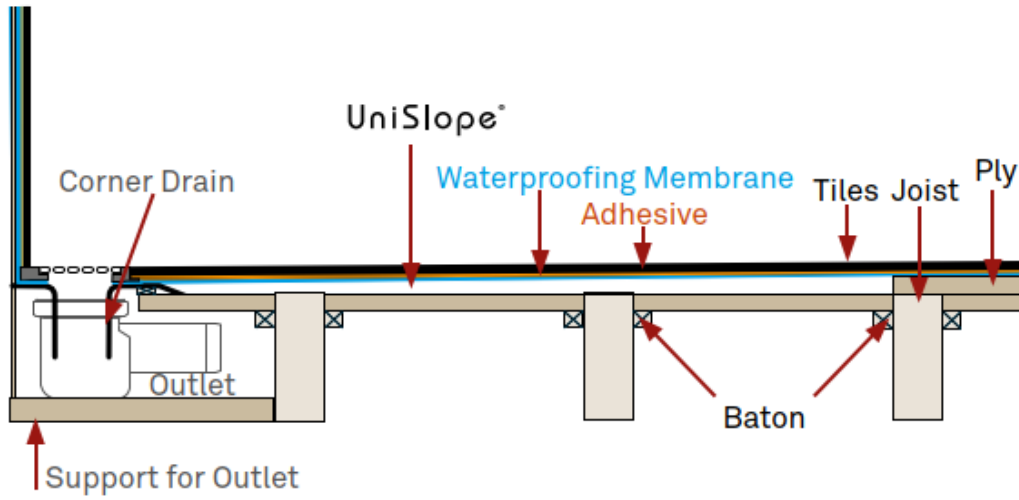
**NFPA Rating:** Health=1, Fire=0, Reactivity=0

**Hazards Identification:** No particular hazards known

**First aid measures:** In general handling the material will not cause accidents.

**Notes:** Dust masks must be worn when cutting UniSlope boards. UniSlope Boards are not load bearing and must be installed on a strong wood or concrete subfloor which is level. Follow UniSlope installation instructions.

**Refer to UniSlope kit drawings and safety data sheet for more information**



Refer to UniSlope kit drawings and safety data sheet for more information

## WMVS30K - Waterproofing Kit

Easy application paint on liquid membrane for waterproofing wet rooms and bathrooms

Contains 12kg liquid membrane, 25m reinforcement trap and 1l primer.



### Specifications

**Material:** acrylic polymers, plasticizer, water and preservative

**Coverage:** 12m<sup>2</sup>

**Can be applied to:** Wood, concrete, metal, plastic, plaster, light clincer concrete, screed, lightweight concrete, stucco, gypsum floors, calcium, silicate plates and various approved wet room plaster boards, gypsum fibre, cement and polystyrene.

**Drying time:** 1st layer 1-2 hours at 18-20°C. 2nd layer approx 12 hours at 18-20°C.

Drying times will vary depending on temperature, ventilation and substrate.

**Application method:** Paint brush and roller.

**Notes:** Room must be primed with Primer 54 included before applying liquid membrane. All major joints must be reinforced using LIP reinforcement tape included. Ensure all areas are dry after each stage before proceeding i.e. Priming, 1st coat and 2nd coat before proceeding. No one can access the area whilst membrane is drying. Once 2nd coat is completely dry, cover membrane with a suitable protective sheet / board until tiled. If a heater is required, do not place too close to the membrane.

**Refer to installation instructions and safety data sheet for more information.**