

CENTRE FLOOR UNIDRAIN®

CLASSICLINE

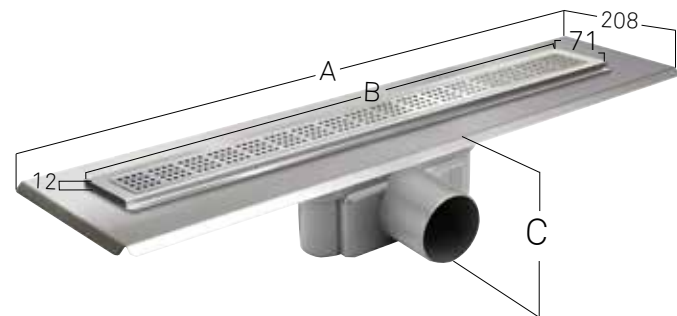
THE CENTRE FLOOR DRAIN ALLOWS YOU TO PLACE THE DRAIN AWAY FROM THE WALL. IDEAL FOR ANY TILED FLOOR FINISH.

BENEFITS

- Centre floor classicline frame and grate in a brushed stainless steel finish.
- 54ltrs of water per minute.
- Easy to clean by removing grate and trap.
- Main body pressed from 1.5mm stainless steel.
- Stable and safe with large metal surface flanges for secure waterproofing.
- Internal channel within the drain to prevent stagnant water.
- Approved for wooden and concrete construction.
- No sharp edges.
- BBA approved.



Model No.	A Structural Length	B Visual Length	C Drain Depth	Kit Order Ref	Dimensions
300	432	300	98	3004.0300K1	
700	812	700	103	3004.0700K1	
800	912	800	104	3004.0800K1	
900	1012	900	105	3004.0900K1	
1000	1112	1000	106	3004.1000K1	
1200	1312	1200	108	3004.1200K1	



CHOOSE YOUR GRATE STYLE



Classic



Column



Inca



Square



Stripe



Anniversario



Linear Drain Strainer
Order Ref
WM1810.0010



Hook
Order Ref
WM1840.0000




Maintenance Kit
Order Ref
WMMK



Installation Kit
Order Ref
WMIKU



Tanking Kit
Order Ref
WMVS30K




ClassicLine | Square

CENTRE FLOOR UNIDRAIN®



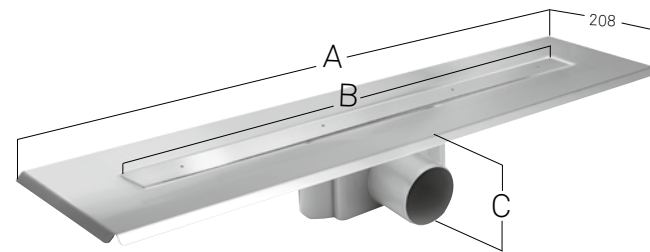
HIGHLINE CUSTOM

THE CENTRE FLOOR DRAIN ALLOWS YOU TO PLACE THE DRAIN AWAY FROM THE WALL. IDEAL FOR ANY TILED FLOOR FINISH. THIS RANGE ALLOWS YOU TO TILE INTO YOUR DRAIN AND MAKE THE DRAIN COMPLETELY INVISIBLE.

BENEFITS

- Perfect for stone and porcelain tiles.
- 54ltrs of water per minute.
- Easy to clean by removing custom base and trap.
- Main body pressed from 1.5mm stainless steel.
- Stable and safe with large metal surface flanges for secure waterproofing.
- Internal channel within the drain to prevent stagnant water.
- Approved for wooden and concrete construction.
- No sharp edges.
- BBA approved. 

Model No.	A Structural Length	B Visual Length	C Drain Depth	Kit Order Ref	Dimensions
300	432	253	98	3004.0300K2	
700	812	633	103	3004.0700K2	
800	912	733	104	3004.0800K2	
900	1012	833	105	3004.0900K2	
1000	1112	933	106	3004.1000K2	
1200	1312	1133	108	3004.1200K2	



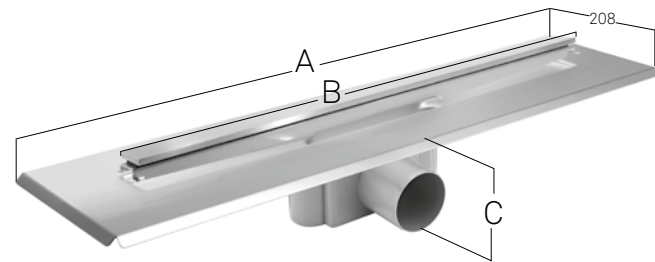
CENTRE FLOOR UNIDRAIN®

HIGHLINE PANEL WITHOUT FRAME

THE CENTRE FLOOR DRAIN ALLOWS YOU TO PLACE THE DRAIN AWAY FROM THE WALL. IDEAL FOR ANY TILED FLOOR FINISH.

BENEFITS


- Panel and frame
- PVD Durable Coating.
- Perfect for stone and porcelain tiles.
- 54ltrs of water per minute.
- Easy to clean by removing panel and trap.
- Main drain body pressed from 1.5mm stainless steel.
- Stable and safe with large metal surface flanges for secure waterproofing.
- Internal channel within the drain to prevent stagnant water.
- Approved for wooden and concrete construction.
- BBA approved.



DESIGN OPTION WITHOUT FRAME



Model No.	A Structural Length	B Visual Length	C Drain Depth	HighLine Panel Brushed Stainless Steel Kit Order Ref	HighLine Panel Brass Kit Order Ref	HighLine Panel Copper Kit Order Ref	HighLine Panel Black Kit Order Ref	HighLine Polished Stainless Steel Kit Order Ref
300	432	253	98	3004.0300K3NF	3004.0300K5NF	3004.0300K6NF	3004.0300K7NF	3004.0300K8NF
700	812	633	103	3004.0700K3NF	3004.0700K5NF	3004.0700K6NF	3004.0700K7NF	3004.0700K8NF
800	912	733	104	3004.0800K3NF	3004.0800K5NF	3004.0800K6NF	3004.0800K7NF	3004.0800K8NF
900	1012	933	105	3004.0900K3NF	3004.0900K5NF	3004.0900K6NF	3004.0900K7NF	3004.0900K8NF
1000	1112	1033	106	3004.1000K3NF	3004.1000K5NF	3004.1000K6NF	3004.1000K7NF	3004.1000K8NF
1200	1312	1133	108	3004.1200K3NF	3004.1200K5NF	3004.1200K6NF	3004.1200K7NF	3004.1200K8NF



HighLine | Panel | Brushed Stainless Steel

CENTRE FLOOR UNIDRAIN®

HIGHLINE PANEL WITH FRAME


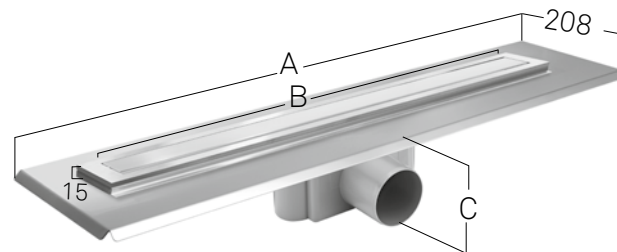
THE CENTRE FLOOR DRAIN ALLOWS YOU TO PLACE THE DRAIN AWAY FROM THE WALL. IDEAL FOR ANY TILED FLOOR FINISH.

BENEFITS

- Panel and frame in a brushed stainless steel finish.
- Perfect for stone, porcelain tiles and polished concrete.
- 54ltrs of water per minute.
- Easy to clean by removing panel and trap.
- Main body pressed from 1.5mm stainless steel.
- Stable and safe with large metal surface flanges for secure waterproofing.
- Internal channel within the drain to prevent stagnant water.
- Approved for wooden and concrete construction.
- No sharp edges.
- BBA approved.



Model No.	A Structural Length	B Visual Length	C Drain Depth	Highline Custom Kit Order Ref	Dimensions
300	432	300	98	3004.0300K3	
700	812	700	103	3004.0700K3	
800	912	800	104	3004.0800K3	
900	1012	900	105	3004.0900K3	
1000	1112	1000	106	3004.1000K3	
1200	1312	1200	108	3004.1200K3	



CENTRE FLOOR UNIDRAIN®

HIGHLINE CASSETTE

THE CENTRE FLOOR DRAIN ALLOWS YOU TO PLACE THE DRAIN AWAY FROM THE WALL. IDEAL FOR ANY TILED FLOOR FINISH.

BENEFITS

- Frame in a brushed stainless steel finish and cassette.
- 54ltrs of water per minute.
- Easy to clean by removing the cassette and trap.
- Main body pressed from 1.5mm stainless steel.
- Stable and safe with large metal surface flanges for secure waterproofing.
- Internal channel within the drain to prevent stagnant water.
- No sharp edges.
- BBA approved.



Model No.	A Structural Length	B Visual Length	C Drain Depth	Kit Order Ref	Dimensions
300	432	300	98	3004.0300K4	
700	812	700	103	3004.0700K4	
800	912	800	104	3004.0800K4	
900	1012	900	105	3004.0900K4	
1000	1112	1000	106	3004.1000K4	
1200	1312	1200	108	3004.1200K4	

