




THE SHARP COLLECTION

SCANDINAVIAN WETROOM SOLUTIONS

STERLING PRICE LIST

MINIMUM ORDER VALUE OF £300.00 + VAT FOR FREE DELIVERY

Terms and Conditions Apply



WM | WETROOM MATERIALS

OVERVIEW OF TERMS AND CONDITIONS

For Full and Up To Date Terms and Conditions visit
<https://wetroommaterials.com/retailer-and-customer-terms-conditions/>

Minimum Order Value

Extra delivery costs may apply when ordering tanking membrane, screed or tile adhesive.

Cancellations

We must be notified of all cancellations or returns by Email to
sales@wetroommaterials.com

Most orders are processed and dispatched the same day therefore any orders that have been dispatched cannot be cancelled and must be returned once received. See return terms and conditions.

Deliveries cannot be refused once they have been dispatched by WM. WM will need to recover all delivery costs associated with the cancelled order.

Bespoke items are non-cancellable once manufacturing has commenced.

Returns

All Returns must be notified within 14 days of date of Delivery by Email to
sales@wetroommaterials.com

Please request & complete a Return to Stock form . A copy of which must accompany the goods.

All goods must be returned to us in the original packaging and in the original condition.

All goods returned to us are at the customer's cost.

All goods must be returned by recorded or insured delivery service.

A Restocking fee of 25% of the invoiced amount may be levied on Returns.

Bespoke items are not returnable.

Damaged Product / Shortages

Claims for damaged goods or shortages must be made in writing to
sales@wetroommaterials.com within 24 hours of receipt; failure will result in claims being rejected.

Title To Goods

All goods remain the property of WM | Wetroom Materials until all outstanding invoices are paid for in full, irrelevant of the date, place, or method of delivery.

USEFUL CONTACTS

All Orders

orders@wetroommaterials.com

Delivery Queries

sales@wetroommaterials.com

Design / Technical Specification Assistance

sales@wetroommaterials.com

All Queries

sales@wetroommaterials.com

Telephone Number

01332 840 820

The Copenhagen profile takes its inspiration from the traditional spa seat. With an ergonomic shape, the curves are designed to provide maximum comfort. Copenhagen is a modular system which allows you to create a bespoke layout with a service void. Bespoke custom made heated seats can be provided.

MAIN SEAT - 1.2m COPENHAGEN





Profile View



445mm

500mm

440mm

Plan View



1200mm


SBCU12

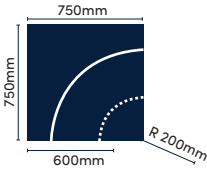
Uncoated Sides

SBCC12

Coated Sides - Required for Tiling

MODULAR / BESPOKE PROFILES






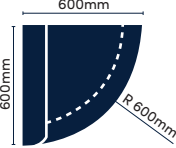
750mm

600mm

R 200mm

SBCRC






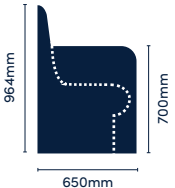
600mm

600mm

R 600mm

SBCLH/SBCRH






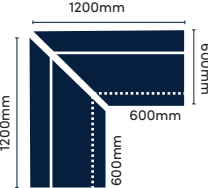
964mm

650mm

700mm

SBCRA





1200mm

600mm

600mm

SBCM (2 Part Set)

Product Code	Description	RRP ex VAT £
SBCU12	Complete Seat Section 1.2m Long - Uncoated Sides	£863.00
SBCC12	Complete Seat Section 1.2m Long - Coated Sides	£1,085.00
SBCRC	Radius Corner	£1,750.00
SBCLH	Return End Large (Left Side)	£1,254.00
SBCRH	Return End Large (Right Side)	£1,254.00
SBCM	Mitred Section 1.2m x 1.2m (2 Part Set)	£2,111.00
SBCRA	Rounded Armrest	£509.00
DELIVERY NOT INCLUDED IN PRICE PLEASE CONTACT US		



S-Bench
Installation Kit
Order Ref
WMSB.IK
RRP ex VAT
£148.00

The Oslo profile is perfect for the contemporary design led shower or spa. With its clean lines, Oslo is suitable for any shape or size of tile. With no vertical back rest, which is ideal for large format tiles and stone. Oslo is a modular system which allows you to create a bespoke layout with a service void. Bespoke custom made heated seats can be provided.

MAIN SEAT - 1.2m OSLO





Profile View



445mm

500mm

440mm

Plan View



1200mm


SBOU12

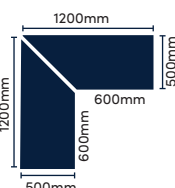
Uncoated Sides

SBOC12

Coated Sides - Required for Tiling

MODULAR / BESPOKE PROFILES






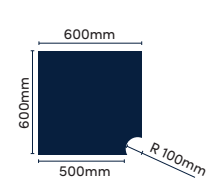
1200mm

600mm

500mm

SBOM (2 Part Set)






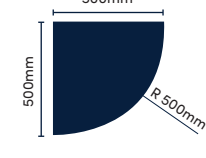
600mm

600mm

R 100mm

SBORC






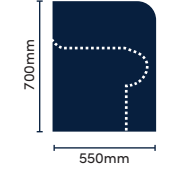
500mm

500mm

R 500mm

SBOLH/SBORH





700mm

550mm

550mm

SBORA

Product Code	Description	RRP ex VAT £
SBOU12	Complete Seat Section 1.2m Long - Uncoated Sides	£634.00
SBOC12	Complete Seat Section 1.2m Long - Coated Sides	£857.00
SBORC	Radius Corner	£792.00
SBOLH	Return End Large (Left Side)	£792.00
SBORH	Return End Large (Right Side)	£792.00
SBOM	Mitred Section 1.2m x 1.2m (2 Part Set)	£1,698.00
SBORA	Rounded Armrest	£398.00
DELIVERY NOT INCLUDED IN PRICE PLEASE CONTACT US		




S-Bench
Installation Kit
Order Ref
WMSB.IK
RRP ex VAT
£148.00

The Stockholm profile is the perfect shower or spa seat. With an ergonomic shape base that sits neatly against a wall. This seat has no vertical back rest, which opens up a world of possibilities for wall finishes. Stockholm is a modular system which allows you to create a bespoke layout with a service void. Bespoke custom made heated seats can be provided.

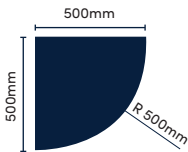


SBSU12
Uncoated Sides

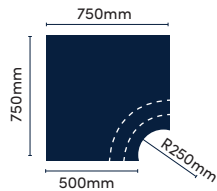



SBSC12
Coated Sides - Required for Tiling

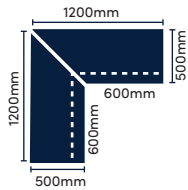
MODULAR / BESPOKE PROFILES




SBSL/SBSR



SBSRC



SBSM (2 Part Set)



SBSRA

Product Code	Description	RRP ex VAT £
SBSU12	Complete Seat Section 1.2m Long - Uncoated Sides	£724.00
SBSC12	Complete Seat Section 1.2m Long - Coated Sides	£947.00
SBSRC	Radius Corner	£1,043.00
SBSLH	Return End Large (Left Side)	£1,043.00
SBSRH	Return End Large (Right Side)	£1,043.00
SBSM	Mitred Section 1.2m x 1.2m (2 Part Set)	£1,857.00
SBSRA	Rounded Armrest	£402.00


DELIVERY NOT INCLUDED IN PRICE PLEASE CONTACT US




S-Bench
Installation Kit
Order Ref
WMSB.IK
RRP ex VAT
£148.00

Wall Niches


High density Polystyrene with reinforced Cement coating and sealed gasket.
Ready for tiling recesses for bathrooms and showers.
Ideal for light installation.




N0250




N0350



N0450



N0670
Made to fit a 600mm x 300mm tile



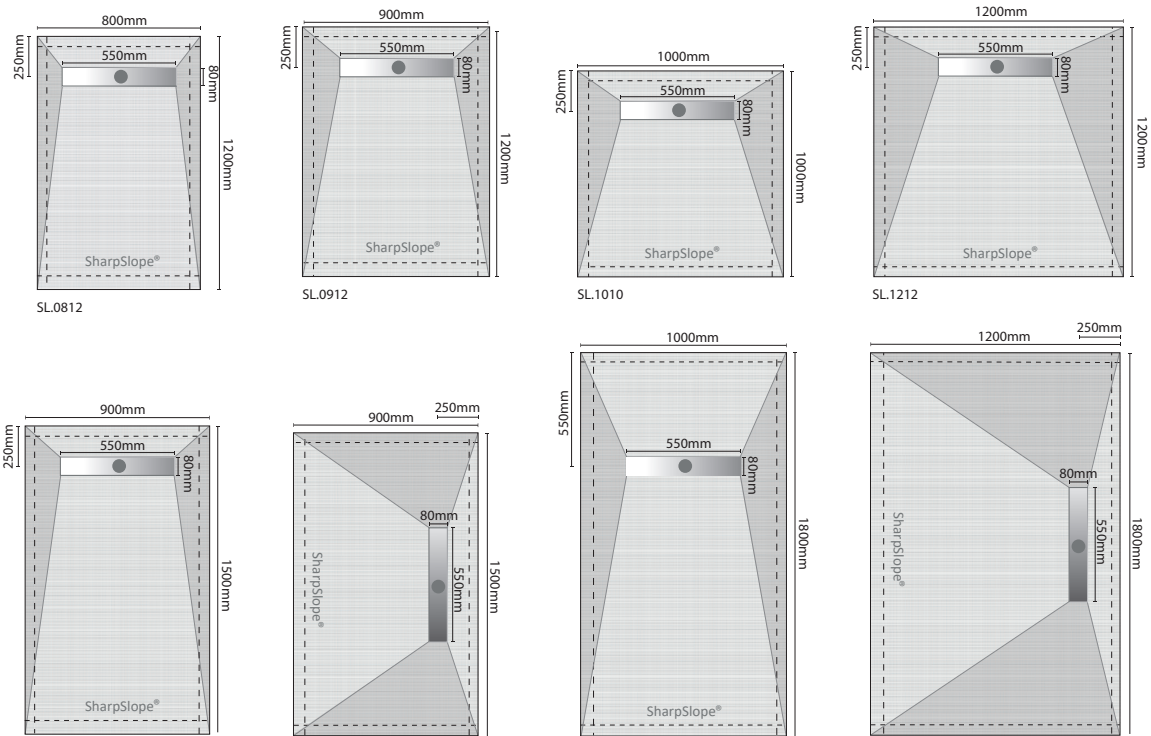
N1275
Made to fit two 600mm x 300mm tiles

Product Code	External Dimensions	Internal Dimensions	RRP ex VAT £
N0250	250 x 340 x 120mm	190 x 280 x 110mm	£87.00
N0350	350 x 340 x 120mm	290 x 280 x 110mm	£93.00
N0450	450 x 340 x 120mm	390 x 280 x 110mm	£99.00
N0670	670 x 370 x 120mm	610 x 310 x 110mm	£198.00
N1275	1275 x 370 x 120mm	1215 x 310 x 110mm	£204.00



Kit Includes

- 36 Litres Per Minute
- Preformed Wetroom Tray
- Integrated Drain - 1½" Connection
- Sealed Gasket
- 50mm Water Seal
- Tile Insert and Frame
- Construction Glue
- 3m² Waterproofing Kit



Size		Board	Steel Tile Insert	RRP EX VAT	Black Tile Insert	RRP EX VAT	Brass Tile Insert	RRP EX VAT	Nickel Tile Insert	RRP EX VAT	Bronze Tile Insert	RRP EX VAT
A	B	Thickness	Kit Order Ref	£	Kit Order Ref	£	Kit Order Ref	£	Kit Order Ref	£	Kit Order Ref	£
800	1200	30	SL.0812SS	£927.00	SL.0812BL	£1295.00	SL.0812BS	£1265.00	SL.0812NI	£1265.00	SL.0812BZ	£1265.00
900	1200	30	SL.0912SS	£1,025.00	SL.0912BL	£1,443.00	SL.0912BS	£1,410.00	SL.0912NI	£1,410.00	SL.0912BZ	£1,410.00
1000	1000	30	SL.1010SS	£1,013.00	SL.1010BL	£1,427.00	SL.1010BS	£1,394.00	SL.1010NI	£1,394.00	SL.1010BZ	£1,394.00
1200	1200	30	SL.1212SS	£1,105.00	SL.1212BL	£1,539.00	SL.1212BS	£1,506.00	SL.1212NI	£1,506.00	SL.1212BZ	£1,506.00
900	1500	30	SL.0915SS	£1,077.00	SL.0915BL	£1,505.00	SL.0915BS	£1,470.00	SL.0915NI	£1,470.00	SL.0915BZ	£1,470.00
1500	900	30	SL.1509SS	£1,077.00	SL.1509BL	£1,505.00	SL.1509BS	£1,470.00	SL.1509NI	£1,470.00	SL.1509BZ	£1,470.00
1000	1800	30	SL.1018SS	£1,201.00	SL.1018BL	£1,652.00	SL.1018BS	£1,619.00	SL.1018NI	£1,619.00	SL.1018BZ	£1,619.00
1800	1200	30	SL.1812SS	£1,281.00	SL.1812BL	£1,763.00	SL.1812BS	£1,730.00	SL.1812NI	£1,730.00	SL.1812BZ	£1,730.00



Drain Fitting Aid
Order Ref
WMDFA
RRP exVAT
£62.00



Wooden Floor
Installation Kit
Order Ref
WMSS.IKW
RRP exVAT
£197.00



Concrete Floor
Installation Kit
Order Ref
WMSS.IKC
RRP exVAT
£135.00



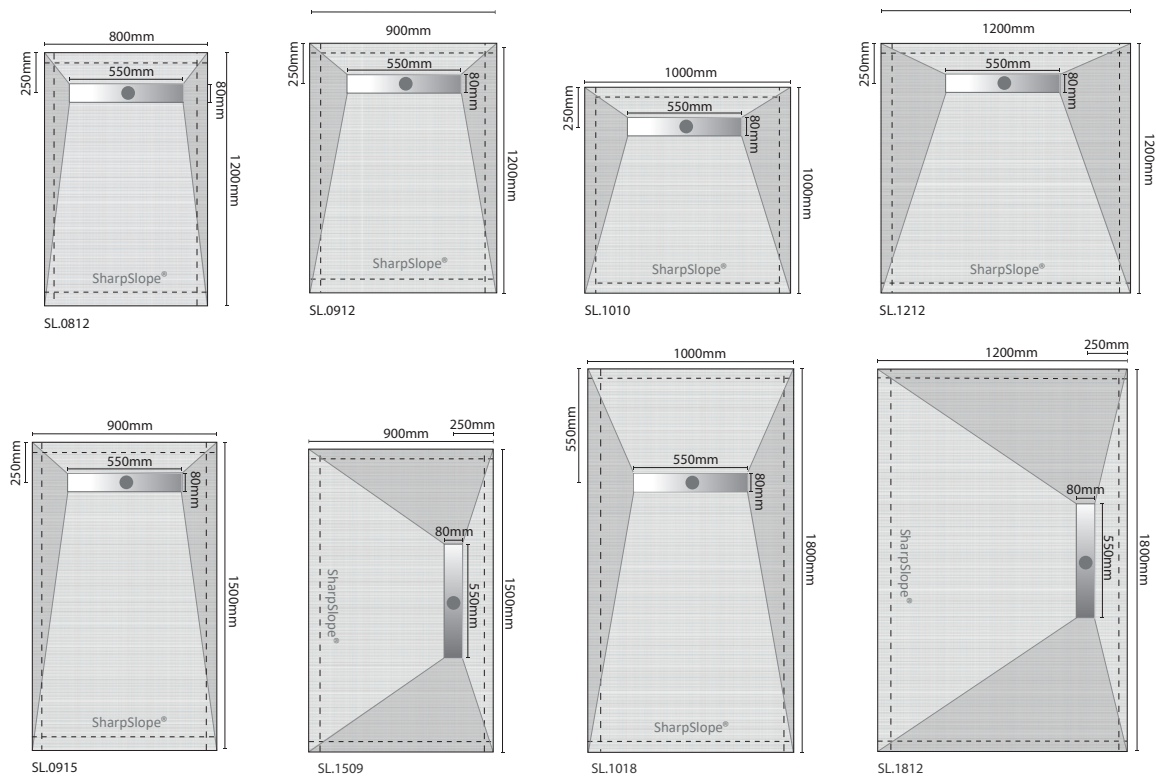
Vertical Outlet
Order Ref
WMSLVO
RRP exVAT
£71.00




Cleaning Hook
Order Ref
WM1840.0000
RRP exVAT
£13.00

Kit Includes

- 36 Litres Per Minute
- Preformed Wetroom Tray
- Integrated Drain - 1½" Connection
- Sealed Gasket
- 50mm Water Seal
- Tile Insert and Frame
- Construction Glue
- 3m² Waterproofing Kit



Size		Board	Steel Tile Insert	RRP EX VAT	Black Tile Insert	RRP EX VAT	Brass Tile Insert	RRP EX VAT	Nickel Tile Insert	RRP EX VAT	Bronze Tile Insert	RRP EX VAT
A	B	Thickness	Kit Order Ref	£	Kit Order Ref	£	Kit Order Ref	£	Kit Order Ref	£	Kit Order Ref	£
800	1200	30	SL.0812SS	£927.00	SL.0812BL	£1295.00	SL.0812BS	£1265.00	SL.0812NI	£1265.00	SL.0812BZ	£1265.00
900	1200	30	SL.0912SS	£1,025.00	SL.0912BL	£1,443.00	SL.0912BS	£1,410.00	SL.0912NI	£1,410.00	SL.0912BZ	£1,410.00
1000	1000	30	SL.1010SS	£1,013.00	SL.1010BL	£1,427.00	SL.1010BS	£1,394.00	SL.1010NI	£1,394.00	SL.1010BZ	£1,394.00
1200	1200	30	SL.1212SS	£1,105.00	SL.1212BL	£1,539.00	SL.1212BS	£1,506.00	SL.1212NI	£1,506.00	SL.1212BZ	£1,506.00
900	1500	30	SL.0915SS	£1,077.00	SL.0915BL	£1,505.00	SL.0915BS	£1,470.00	SL.0915NI	£1,470.00	SL.0915BZ	£1,470.00
1500	900	30	SL.1509SS	£1,077.00	SL.1509BL	£1,505.00	SL.1509BS	£1,470.00	SL.1509NI	£1,470.00	SL.1509BZ	£1,470.00
1000	1800	30	SL.1018SS	£1,201.00	SL.1018BL	£1,652.00	SL.1018BS	£1,619.00	SL.1018NI	£1,619.00	SL.1018BZ	£1,619.00
1800	1200	30	SL.1812SS	£1,281.00	SL.1812BL	£1,763.00	SL.1812BS	£1,730.00	SL.1812NI	£1,730.00	SL.1812BZ	£1,730.00



Drain Fitting Aid
Order Ref
WMDFA
RRP exVAT
£62.00



Wooden Floor
Installation Kit
Order Ref
WMSS.IKW
RRP exVAT
£197.00



Concrete Floor
Installation Kit
Order Ref
WMSS.IKC
RRP exVAT
£135.00



Vertical Outlet
Order Ref
WMSLVO
RRP exVAT
£71.00

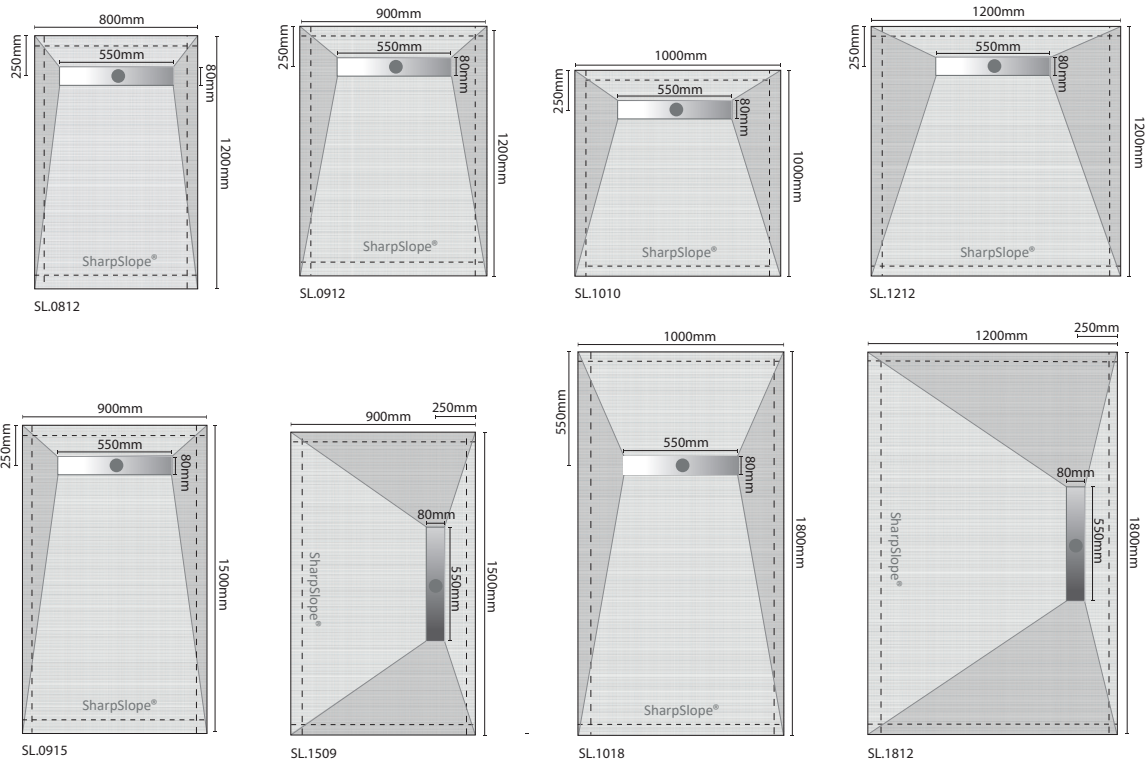


Cleaning Hook
Order Ref
WM1840.0000
RRP exVAT
£13.00

SharpSlope® | Linear Tile Line

Kit Includes

- 36 Litres Per Minute
- Preformed Wetroom Tray
- Integrated Drain - 1½" Connection
- Sealed Gasket
- 50mm Water Seal
- Tile Line to tile onto

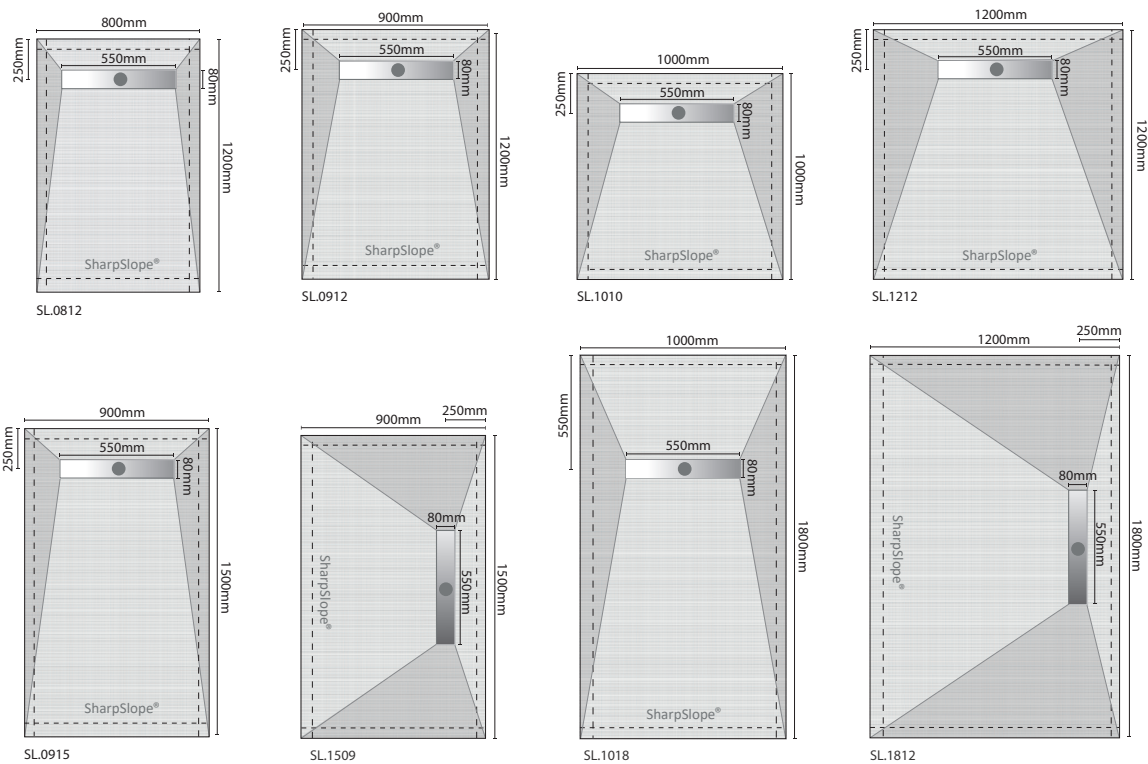



Size	Board Thickness	Tile Line Kit Order Ref	RRP EX VAT £
800 x 1200	30	SL0812TL	£927.00
900 x 1200	30	SL0912TL	£1025.00
1000 x 1000	30	SL1010TL	£1013.00
1200 x 1200	30	SL1212TL	£1105.00
900 x 1500	30	SL0915TL	£1077.00
1500 x 900	30	SL1509TL	£1077.00
1000 x 1800	30	SL1018TL	£1201.00
1800 x 1200	30	SL1812TL	£1281.00

SharpSlope® | Linear Tile Line (Without Waterproofing Kit)

Kit Includes

- 36 Litres Per Minute
- Preformed Wetroom Tray
- Integrated Drain - 1½" Connection
- Sealed Gasket
- 50mm Water Seal
- Tile Line to tile onto



Size	Board Thickness	Tile Line Kit Order Ref	RRP EX VAT £
800 x 1200	30	SL0812TLNT	£830.00
900 x 1200	30	SL0912TLNT	£928.00
1000 x 1000	30	SL1010TLNT	£916.00
1200 x 1200	30	SL1212TLNT	£1008.00
900 x 1500	30	SL0915TLNT	£980.00
1500 x 900	30	SL1509TLNT	£980.00
1000 x 1800	30	SL1018TLNT	£1104.00
1800 x 1200	30	SL1812TLNT	£1184.00



Drain Fitting Aid
Order Ref
WMDFA
RRP exVAT
£62.00



Wooden Floor
Installation Kit
Order Ref
WMSS.IKW
RRP exVAT
£197.00



Concrete Floor
Installation Kit
Order Ref
WMSS.IKC
RRP exVAT
£135.00



Vertical Outlet
Order Ref
WMSLVO
RRP exVAT
£71.00




Cleaning Hook
Order Ref
WM1840.0000
RRP exVAT
£13.00



Drain Fitting Aid
Order Ref
WMDFA
RRP exVAT
£62.00




Wooden Floor
Installation Kit
Order Ref
WMSS.IKW
RRP exVAT
£197.00



Concrete Floor
Installation Kit
Order Ref
WMSS.IKC
RRP exVAT
£135.00



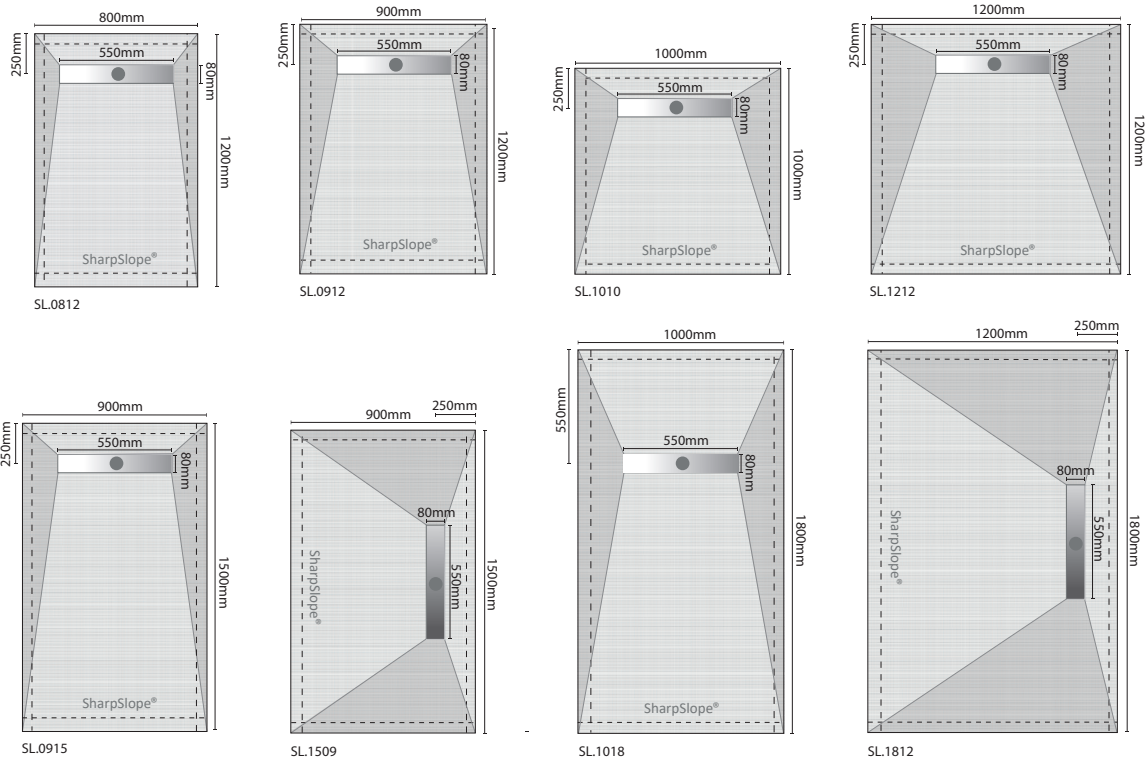

Vertical Outlet
Order Ref
WMSLVO
RRP exVAT
£71.00




Cleaning Hook
Order Ref
WM1840.0000
RRP exVAT
£13.00

Kit Includes

- 36 Litres Per Minute
- Preformed Wetroom Tray
- Integrated Drain - 1½" Connection
- Sealed Gasket
- 50mm Water Seal
- Tile Insert and Frame



Size	Board	Steel Tile Insert	RRP EX VAT	Black Tile Insert	RRP EX VAT	Brass Tile Insert	RRP EX VAT	Nickel Tile Insert	RRP EX VAT	Bronze Tile Insert	RRP EX VAT
A B	Thickness	Kit Order Ref	£	Kit Order Ref	£	Kit Order Ref	£	Kit Order Ref	£	Kit Order Ref	£
800 x 1200	30	SL.0812SSNT	£830.00	SL.0812BLNT	£1198.00	SL.0812BSNT	£1168.00	SL.0812NINT	£1168.00	SL.0812BZNT	£1168.00
900 x 1200	30	SL.0912SSNT	£928.00	SL.0912BLNT	£1346.00	SL.0912BSNT	£1313.00	SL.0912NINT	£1313.00	SL.0912BZNT	£1313.00
1000 x 1000	30	SL.1010SSNT	£916.00	SL.1010BLNT	£1330.00	SL.1010BSNT	£1297.00	SL.1010NINT	£1297.00	SL.1010BZNT	£1297.00
1200 x 1200	30	SL.1212SSNT	£1008.00	SL.1212BLNT	£1442.00	SL.1212BSNT	£1409.00	SL.1212NINT	£1409.00	SL.1212BZNT	£1409.00
900 x 1500	30	SL.0915SSNT	£980.00	SL.0915BLNT	£1408.00	SL.0915BSNT	£1373.00	SL.0915NINT	£1373.00	SL.0915BZNT	£1373.00
1500 x 900	30	SL.1509SSNT	£980.00	SL.1509BLNT	£1408.00	SL.1509BSNT	£1373.00	SL.1509NINT	£1373.00	SL.1509BZNT	£1373.00
1000 x 1800	30	SL.1018SSNT	£1104.00	SL.1018BLNT	£1555.00	SL.1018BSNT	£1522.00	SL.1018NINT	£1522.00	SL.1018BZNT	£1522.00
1800 x 1200	30	SL.1812SSNT	£1184.00	SL.1812BLNT	£1666.00	SL.1812BSNT	£1633.00	SL.1812NINT	£1633.00	SL.1812BZNT	£1633.00



Drain Fitting Aid
Order Ref
WMDF.A
RRP exVAT
£62.00



Wooden Floor
Installation Kit
Order Ref
WMSS.IKW
RRP exVAT
£197.00



Concrete Floor
Installation Kit
Order Ref
WMSS.IKC
RRP exVAT
£135.00





Vertical Outlet
Order Ref
WMSLVO
RRP exVAT
£71.00




Cleaning Hook
Order Ref
WM1840.0000
RRP exVAT
£13.00

Kit Includes

- 36 Litres Per Minute
- Preformed Wetroom Tray
- Integrated Drain - 1½" Connection
- Sealed Gasket
- 50mm Water Seal
- Panel and Frame



Size	Board	Steel Tile Insert	RRP EX VAT	Black Tile Insert	RRP EX VAT	Brass Tile Insert	RRP EX VAT	Nickel Tile Insert	RRP EX VAT	Bronze Tile Insert	RRP EX VAT
A B	Thickness	Kit Order Ref	£	Kit Order Ref	£	Kit Order Ref	£	Kit Order Ref	£	Kit Order Ref	£
800 x 1200	30	SL.0812SSNT	£830.00	SL.0812BLNT	£1198.00	SL.0812BSNT	£1168.00	SL.0812NINT	£1168.00	SL.0812BZNT	£1168.00
900 x 1200	30	SL.0912SSNT	£928.00	SL.0912BLNT	£1346.00	SL.0912BSNT	£1313.00	SL.0912NINT	£1313.00	SL.0912BZNT	£1313.00
1000 x 1000	30	SL.1010SSNT	£916.00	SL.1010BLNT	£1330.00	SL.1010BSNT	£1297.00	SL.1010NINT	£1297.00	SL.1010BZNT	£1297.00
1200 x 1200	30	SL.1212SSNT	£1008.00	SL.1212BLNT	£1442.00	SL.1212BSNT	£1409.00	SL.1212NINT	£1409.00	SL.1212BZNT	£1409.00
900 x 1500	30	SL.0915SSNT	£980.00	SL.0915BLNT	£1408.00	SL.0915BSNT	£1373.00	SL.0915NINT	£1373.00	SL.0915BZNT	£1373.00
1500 x 900	30	SL.1509SSNT	£980.00	SL.1509BLNT	£1408.00	SL.1509BSNT	£1373.00	SL.1509NINT	£1373.00	SL.1509BZNT	£1373.00
1000 x 1800	30	SL.1018SSNT	£1104.00	SL.1018BLNT	£1555.00	SL.1018BSNT	£1522.00	SL.1018NINT	£1522.00	SL.1018BZNT	£1522.00
1800 x 1200	30	SL.1812SSNT	£1184.00	SL.1812BLNT	£1666.00	SL.1812BSNT	£1633.00	SL.1812NINT	£1633.00	SL.1812BZNT	£1633.00



Drain Fitting Aid
Order Ref
WMDF.A
RRP exVAT
£62.00



Wooden Floor
Installation Kit
Order Ref
WMSS.IKW
RRP exVAT
£197.00



Concrete Floor
Installation Kit
Order Ref
WMSS.IKC
RRP exVAT
£135.00



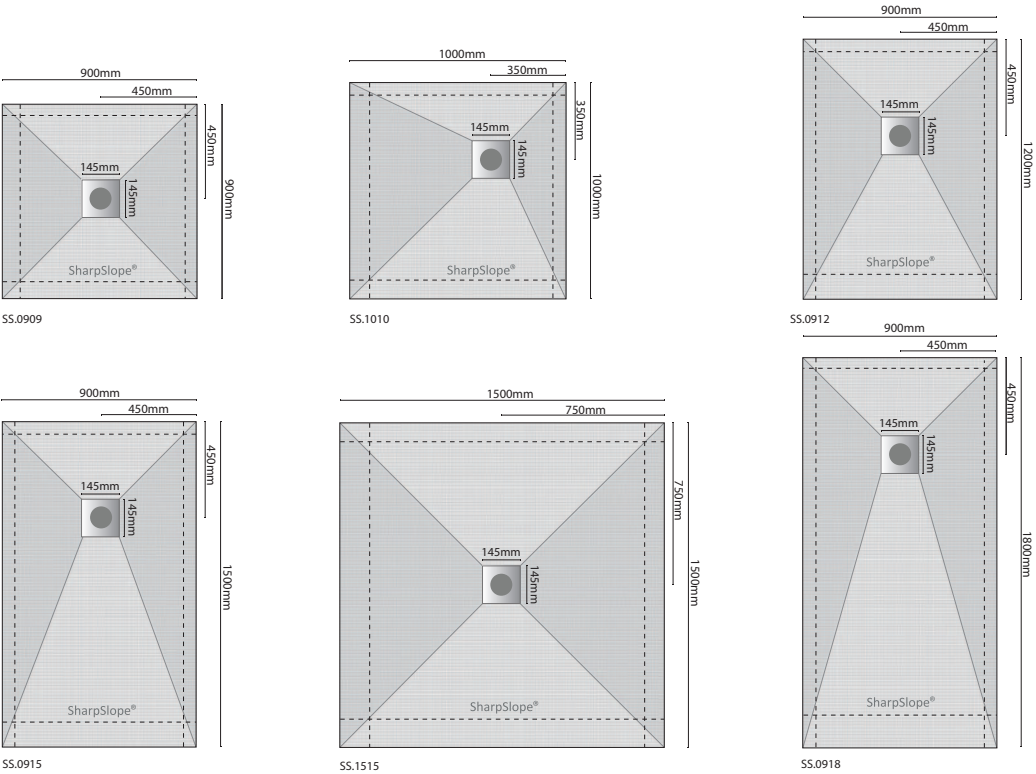
Vertical Outlet
Order Ref
WMSLVO
RRP exVAT
£71.00




Cleaning Hook
Order Ref
WM1840.0000
RRP exVAT
£13.00

Kit Includes

- 42 Litres Per Minute
- Preformed Wetroom Tray
- Integrated Drain - 1½" Connection
- Sealed Gasket
- 50mm Water Seal
- Tile Insert and Frame
- Construction Glue
- 3m² Waterproofing Kit



Size		Board Height	Steel Tile Insert		Black Tile Insert		Brass Tile Insert		Nickel Tile Insert		Bronze Tile Insert	
A	B		Kit Order Ref	£	Kit Order Ref	£	Kit Order Ref	£	Kit Order Ref	£	Kit Order Ref	£
900	900	22	SS.0909SS	£712.00	SS.0909BL	£1,002.00	SS.0909BS	£981.00	SS.0909NI	£981.00	SS.0909BZ	£981.00
900	1200	22	SS.0912SS	£732.00	SS.0912BL	£1,027.00	SS.0912BS	£1,005.00	SS.0912NI	£1,005.00	SS.0912BZ	£1,005.00
900	1500	27	SS.0915SS	£787.00	SS.0915BL	£1,092.00	SS.0915BS	£1,070.00	SS.0915NI	£1,070.00	SS.0915BZ	£1,070.00
1000	1000	22	SS.1010SS	£720.00	SS.1010BL	£1,012.00	SS.1010BS	£991.00	SS.1010NI	£991.00	SS.1010BZ	£991.00
1500	1500	27	SS.1515SS	£1,361.00	SS.1515BL	£1,781.00	SS.1515BS	£1,760.00	SS.1515NI	£1,760.00	SS.1515BZ	£1,760.00
900	1800	30	SS.0918SS	£869.00	SS.0918BL	£1,190.00	SS.0918BS	£1,169.00	SS.0918NI	£1,169.00	SS.0918BZ	£1,169.00



Drain Fitting Aid
Order Ref
WMDFA
RRP exVAT
£62.00



Wooden Floor
Installation Kit
Order Ref
WMSS.IKW
RRP exVAT
£197.00



Concrete Floor
Installation Kit
Order Ref
WMSS.IKC
RRP exVAT
£135.00



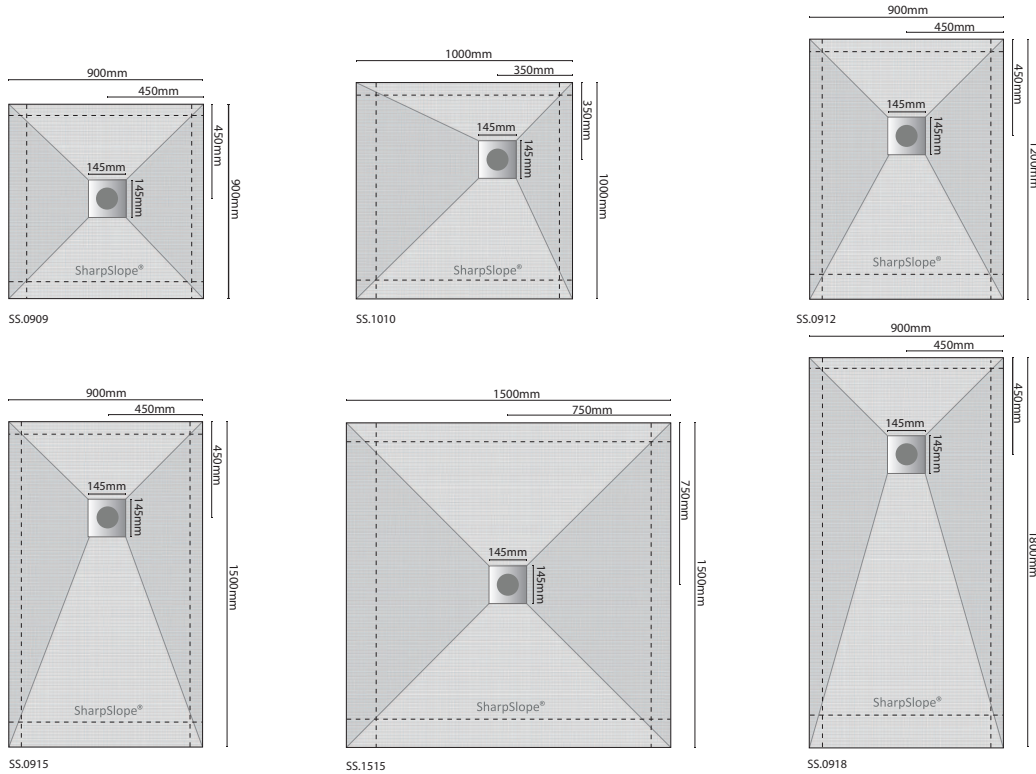
Vertical Outlet
Order Ref
WMSSVO
RRP exVAT
£71.00




Cleaning Hook
Order Ref
WM1840.0000
RRP exVAT
£13.00

Kit Includes

- 42 Litres Per Minute
- Preformed Wetroom Tray
- Integrated Drain - 1½" Connection
- Sealed Gasket
- 50mm Water Seal
- Panel and Frame
- Construction Glue
- 3m² Waterproofing Kit



Size		Board Height	Frame & Grate		Steel Panel		Black Panel		Brass Panel		Nickel Panel		Bronze Panel	
A	B		Kit Order Ref	£	Kit Order Ref	£	Kit Order Ref	£	Kit Order Ref	£	Kit Order Ref	£	Kit Order Ref	£
900	900	22	SS.0909FG	£684.00	SS.0909SS	£712.00	SS.0909BL	£1,002.00	SS.0909BS	£981.00	SS.0909NI	£981.00	SS.0909BZ	£981.00
900	1200	22	SS.0912FG	£705.00	SS.0912SS	£732.00	SS.0912BL	£1,027.00	SS.0912BS	£1,005.00	SS.0912NI	£1,005.00	SS.0912BZ	£1,005.00
900	1500	27	SS.0915FG	£759.00	SS.0915SS	£787.00	SS.0915BL	£1,092.00	SS.0915BS	£1,070.00	SS.0915NI	£1,070.00	SS.0915BZ	£1,070.00
1000	1000	22	SS.1010FG	£691.00	SS.1010SS	£720.00	SS.1010BL	£1,012.00	SS.1010BS	£991.00	SS.1010NI	£991.00	SS.1010BZ	£991.00
1500	1500	27	SS.1515FG	£1,333.00	SS.1515SS	£1,361.00	SS.1515BL	£1,781.00	SS.1515BS	£1,760.00	SS.1515NI	£1,760.00	SS.1515BZ	£1,760.00
900	1800	30	SS.0918FG	£840.00	SS.0918SS	£869.00	SS.0918BL	£1,190.00	SS.0918BS	£1,169.00	SS.0918NI	£1,169.00	SS.0918BZ	£1,169.00



Drain Fitting Aid
Order Ref
WMDFA
RRP exVAT
£62.00



Wooden Floor
Installation Kit
Order Ref
WMSS.IKW
RRP exVAT
£197.00



Concrete Floor
Installation Kit
Order Ref
WMSS.IKC
RRP exVAT
£135.00



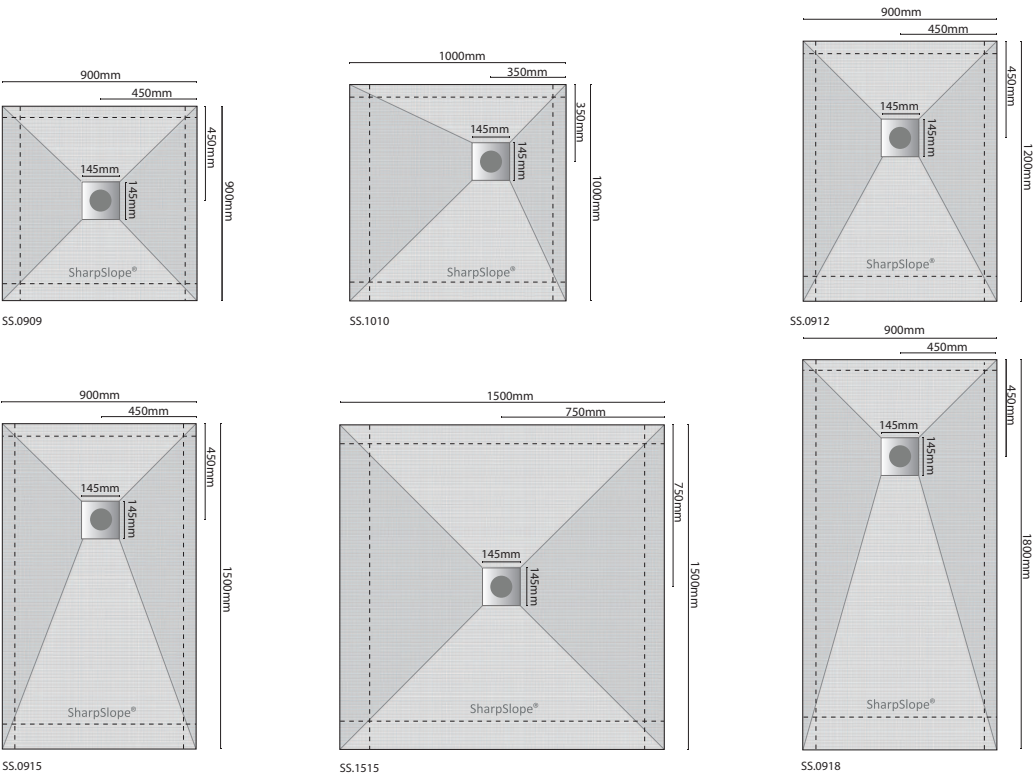
Vertical Outlet
Order Ref
WMSSVO
RRP exVAT
£71.00




Cleaning Hook
Order Ref
WM1840.0000
RRP exVAT
£13.00

Kit Includes

- 42 Litres Per Minute
- Preformed Wetroom Tray
- Integrated Drain - 1½" Connection
- Sealed Gasket
- 50mm Water Seal
- Tile Insert and Frame



Size		Board Height	Steel Tile Insert		Black Tile Insert		Brass Tile Insert		Nickel Tile Insert		Bronze Tile Insert	
A	B		Kit Order Ref	£	Kit Order Ref	£	Kit Order Ref	£	Kit Order Ref	£	Kit Order Ref	£
900	900	22	SS.0909SSNT	£615.00	SS.0909BLNT	£905.00	SS.0909BSNT	£884.00	SS.0909NINT	£884.00	SS.0909BZNT	£884.00
900	1200	22	SS.0912SSNT	£635.00	SS.0912BLNT	£930.00	SS.0912BSNT	£908.00	SS.0912NINT	£908.00	SS.0912BZNT	£908.00
900	1500	27	SS.0915SSNT	£690.00	SS.0915BLNT	£995.00	SS.0915BSNT	£973.00	SS.0915NINT	£973.00	SS.0915BZNT	£973.00
1000	1000	22	SS.1010SSNT	£623.00	SS.1010BLNT	£915.00	SS.1010BSNT	£894.00	SS.1010NINT	£894.00	SS.1010BZNT	£894.00
1500	1500	27	SS.1515SSNT	£1,264.00	SS.1515BLNT	£1,684.00	SS.1515BSNT	£1,663.00	SS.1515NINT	£1,663.00	SS.1515BZNT	£1,663.00
900	1800	30	SS.0918SSNT	£772.00	SS.0918BLNT	£1,093.00	SS.0918BSNT	£1,072.00	SS.0918NINT	£1,072.00	SS.0918BZNT	£1,072.00



Drain Fitting Aid
Order Ref
WMDFA
RRP exVAT
£62.00



Wooden Floor
Installation Kit
Order Ref
WMSS.IKW
RRP exVAT
£197.00



Concrete Floor
Installation Kit
Order Ref
WMSS.IKC
RRP exVAT
£135.00



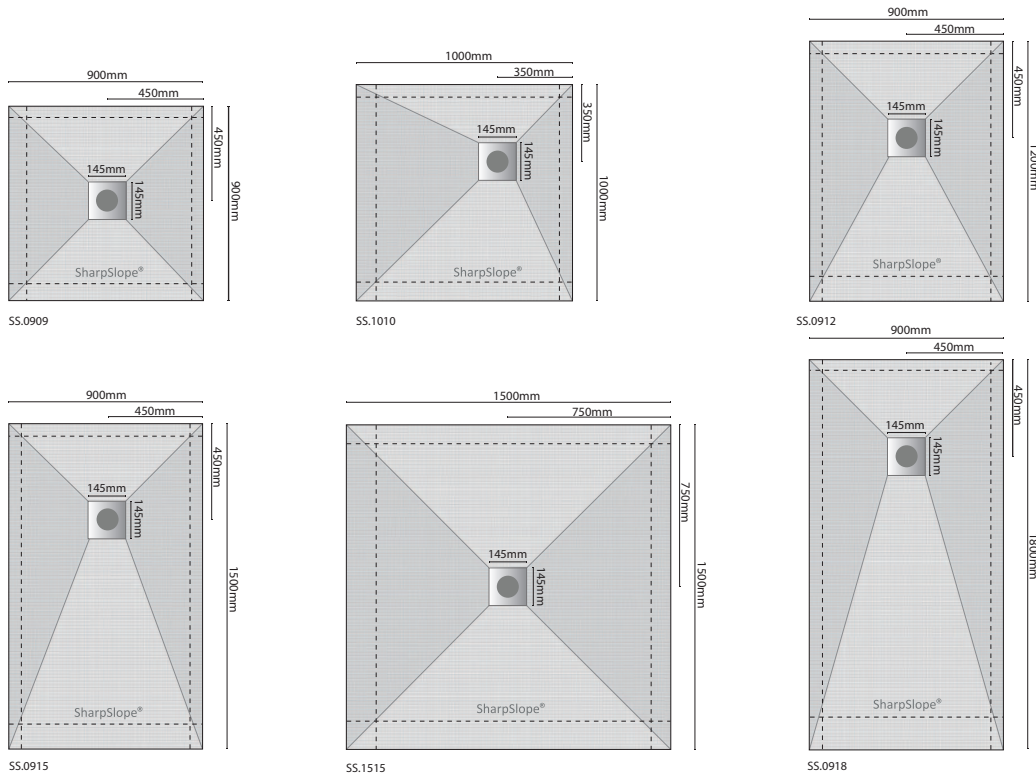
Vertical Outlet
Order Ref
WMSSVO
RRP exVAT
£71.00




Cleaning Hook
Order Ref
WM1840.0000
RRP exVAT
£13.00

Kit Includes

- 42 Litres Per Minute
- Preformed Wetroom Tray
- Integrated Drain - 1½" Connection
- Sealed Gasket
- 50mm Water Seal
- Panel and Frame



Size		Board Height	Frame & Grate		Steel Panel		Black Panel		Brass Panel		Nickel Panel		Bronze Panel	
A	B		Kit Order Ref	£	Kit Order Ref	£	Kit Order Ref	£	Kit Order Ref	£	Kit Order Ref	£	Kit Order Ref	£
900	900	22	SS.0909FGNT	£587.00	SS.0909SSNT	£615.00	SS.0909BLNT	£905.00	SS.0909BSNT	£884.00	SS.0909NINT	£884.00	SS.0909BZNT	£884.00
900	1200	22	SS.0912FGNT	£608.00	SS.0912SSNT	£635.00	SS.0912BLNT	£930.00	SS.0912BSNT	£908.00	SS.0912NINT	£908.00	SS.0912BZNT	£908.00
900	1500	27	SS.0915FGNT	£662.00	SS.0915SSNT	£690.00	SS.0915BLNT	£995.00	SS.0915BSNT	£973.00	SS.0915NINT	£973.00	SS.0915BZNT	£973.00
1000	1000	22	SS.1010FGNT	£594.00	SS.1010SSNT	£623.00	SS.1010BLNT	£915.00	SS.1010BSNT	£894.00	SS.1010NINT	£894.00	SS.1010BZNT	£894.00
1500	1500	27	SS.1515FGNT	£1,236.00	SS.1515SSNT	£1,264.00	SS.1515BLNT	£1,684.00	SS.1515BSNT	£1,663.00	SS.1515NINT	£1,663.00	SS.1515BZNT	£1,663.00
900	1800	30	SS.0918FGNT	£743.00	SS.0918SSNT	£772.00	SS.0918BLNT	£1,093.00	SS.0918BSNT	£1,072.00	SS.0918NINT	£1,072.00	SS.0918BZNT	£1,072.00



Drain Fitting Aid
Order Ref
WMDFA
RRP exVAT
£62.00



Wooden Floor
Installation Kit
Order Ref
WMSS.IKW
RRP exVAT
£197.00



Concrete Floor
Installation Kit
Order Ref
WMSS.IKC
RRP exVAT
£135.00



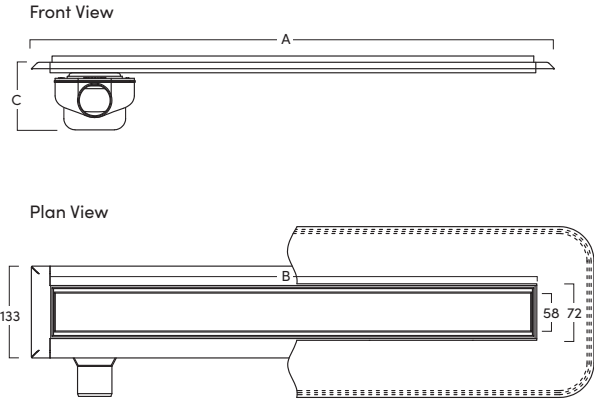
Vertical Outlet
Order Ref
WMSSVO
RRP exVAT
£71.00



Cleaning Hook
Order Ref
WM1840.0000
RRP exVAT
£13.00


Kit Includes

- 48 Litres Per Minute
- Linear Drain
- 1½" Connection
- 360 rotating outlet
- 50mm Water Seal
- Tile Insert or Brushed Steel Panel and Frame
- Factory Fitted Membrane

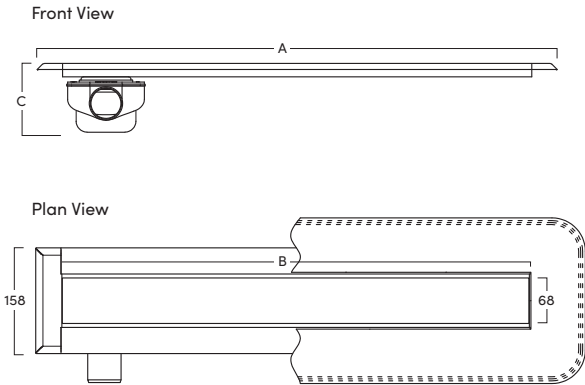


Model	Structural Length (A)	Visual Length (B)	Drain Depth (C)	Steel Tile Insert Kit Order Ref	RRP Ex VAT £	Steel Panel Kit Order Ref	RRP Ex VAT £
500	560	500	99	PSDTP0500	£421.00	PSDTP0500	£421.00
600	660	600	99	PSDTP0600	£439.00	PSDTP0600	£439.00
700	760	700	99	PSDTP0700	£459.00	PSDTP0700	£459.00
800	860	800	99	PSDTP0800	£491.00	PSDTP0800	£491.00
900	960	900	99	PSDTP0900	£499.00	PSDTP0900	£499.00
1000	1060	1000	99	PSDTP1000	£517.00	PSDTP1000	£517.00
1100	1160	1100	99	PSDTP1100	£526.00	PSDTP1100	£526.00
1200	1260	1200	99	PSDTP1200	£555.00	PSDTP1200	£555.00
1500	1560	1500	99	PSDTP1500	£611.00	PSDTP1500	£611.00

SharpDrain® Pro | Linear Tile Line



Model	Structural Length (A)	Visual Length (B)	Drain Depth (C)	Order Ref	RRP Ex VAT £
500	560	500	104	PSDTL0500	£408.00
600	660	600	104	PSDTL0600	£428.00
700	760	700	104	PSDTL0700	£448.00
800	860	800	104	PSDTL0800	£470.00
900	960	900	104	PSDTL0900	£489.00
1000	1060	1000	104	PSDTL1000	£506.00
1100	1160	1100	104	PSDTL1100	£525.00
1200	1260	1200	104	PSDTL1200	£544.00
1500	1560	1500	104	PSDTL1500	£602.00



Adjustable Concrete Installation Feet
Order Ref
WMPSD.CFAF
RRP exVAT
£39.00



Wooden Floor Fitting Aid (Drain Model 500 - 900)
Order Ref
WMPSD.WFIK.01
RRP exVAT
£85.00



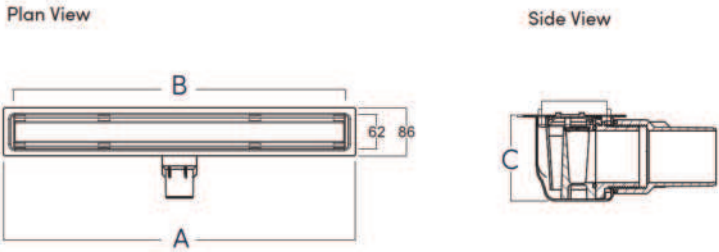
Wooden Floor Fitting Aid (Drain Model 1000 - 1500)
Order Ref
WMPSD.WFIK.02
RRP exVAT
£95.00



Cleaning Hook
Order Ref
WM1840.0000
RRP exVAT
£13.00

Kit Includes

- 32 Litres Per Minute
- Linear Drain
- 1½" Connection
- 50mm Water Seal
- Tile Insert
- 330mm Factory Fitted Membrane
- PVD Coated Colours



Model No.	Structural Length (A)	Visual Length (B)	Drain Depth (C)	Drain Width (D)	Steel Kit Order Ref	RRP Ex VAT £	Black Kit Order Ref	RRP Ex VAT £	Brass Kit Order Ref	RRP Ex VAT £	Nickel Kit Order Ref	RRP Ex VAT £	Bronze Kit Order Ref	RRP Ex VAT £
600	633	600	72	86	SDTP0600	£439.00	SDTP0600BL	£750.00	SDTP0600BS	£714.00	SDTP0600NI	£714.00	SDTP0600BZ	£714.00
700	733	700	72	86	SDTP0700	£459.00	SDTP0700BL	£773.00	SDTP0700BS	£737.00	SDTP0700NI	£737.00	SDTP0700BZ	£737.00
800	833	800	72	86	SDTP0800	£491.00	SDTP0800BL	£796.00	SDTP0800BS	£759.00	SDTP0800NI	£759.00	SDTP0800BZ	£759.00
900	933	900	72	86	SDTP0900	£499.00	SDTP0900BL	£821.00	SDTP0900BS	£786.00	SDTP0900NI	£786.00	SDTP0900BZ	£786.00
1000	1033	1000	72	86	SDTP1000	£517.00	SDTP1000BL	£843.00	SDTP1000BS	£808.00	SDTP1000NI	£808.00	SDTP1000BZ	£808.00
1200	1233	1200	72	86	SDTP1200	£555.00	SDTP1200BL	£888.00	SDTP1200BS	£853.00	SDTP1200NI	£853.00	SDTP1200BZ	£853.00

SharpDrain® | Linear Panel

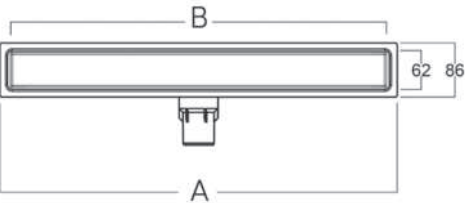
Model No.	Structural Length (A)	Visual Length (B)	Drain Depth (C)	Drain Width (D)	Steel Kit Order Ref	RRP Ex VAT £	Black Kit Order Ref	RRP Ex VAT £	Brass Kit Order Ref	RRP Ex VAT £	Nickel Kit Order Ref	RRP Ex VAT £	Bronze Kit Order Ref	RRP Ex VAT £
600	633	600	72	86	SDTP0600	£439.00	SDTP0600BL	£750.00	SDTP0600BS	£714.00	SDTP0600NI	£714.00	SDTP0600BZ	£714.00
700	733	700	72	86	SDTP0700	£459.00	SDTP0700BL	£773.00	SDTP0700BS	£737.00	SDTP0700NI	£737.00	SDTP0700BZ	£737.00
800	833	800	72	86	SDTP0800	£491.00	SDTP0800BL	£796.00	SDTP0800BS	£759.00	SDTP0800NI	£759.00	SDTP0800BZ	£759.00
900	933	900	72	86	SDTP0900	£499.00	SDTP0900BL	£821.00	SDTP0900BS	£786.00	SDTP0900NI	£786.00	SDTP0900BZ	£786.00
1000	1033	1000	72	86	SDTP1000	£517.00	SDTP1000BL	£843.00	SDTP1000BS	£808.00	SDTP1000NI	£808.00	SDTP1000BZ	£808.00
1200	1233	1200	72	86	SDTP1200	£555.00	SDTP1200BL	£888.00	SDTP1200BS	£853.00	SDTP1200NI	£853.00	SDTP1200BZ	£853.00

Kit Includes

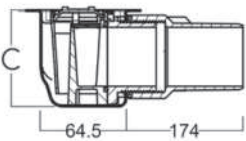
- 32 Litres Per Minute Linear Drain
- 1½" Connection
- 50mm Water Seal
- Tile Base
- 330mm Factory Fitted Membrane
- Polystyrene Fitting Aid



Plan View



Side View



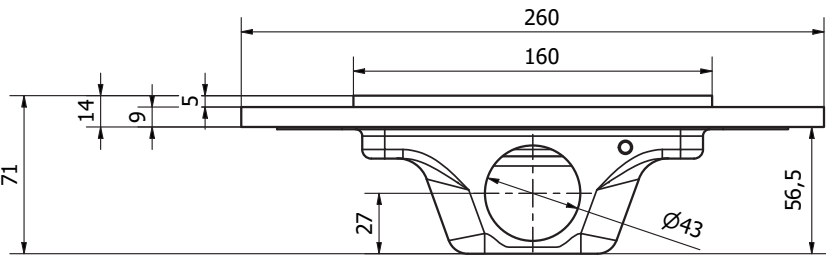
Model No.	Structural Length (A)	Visual Length (B)	Drain Depth (C)	Drain Width (D)	Kit Order Ref	RRP Ex VAT £
600	633	598	72	86	SDTL.0600	£428.00
700	733	698	72	86	SDTL.0700	£448.00
800	833	798	72	86	SDTL.0800	£470.00
900	933	898	72	86	SDTL.0900	£489.00
1000	1033	998	72	86	SDTL.1000	£506.00
1200	1233	1198	72	86	SDTL.1200	£544.00

Kit includes


- Kit includes
- 24 Litres per minute
- 1½" Connection
- 30mm Water Seal
- PourFlex Panel



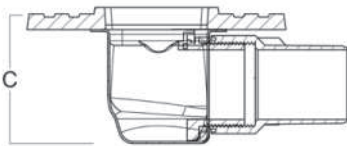
Model No.	Structural Length (A)	Visual Length (B)	Drain Depth (C)	Drain Width (D)	Kit Order Ref	RRP Ex VAT £
260	260	150	71	260	SDPF.0150	£686.00



Plan View



Side View



Model No.	Structural Length (A)	Visual Length (B)	Drain Depth (C)	Drain Width (D)	Kit Order Ref	RRP Ex VAT £
700	813	700	90	164	SDPF.0700	£775.00
800	913	800	90	164	SDPF.0800	£831.00
900	1013	900	90	164	SDPF.0900	£893.00



Wooden Floor Installation Kit
Order Ref
WMSDLD.WFIK
RRP exVAT
£41.00



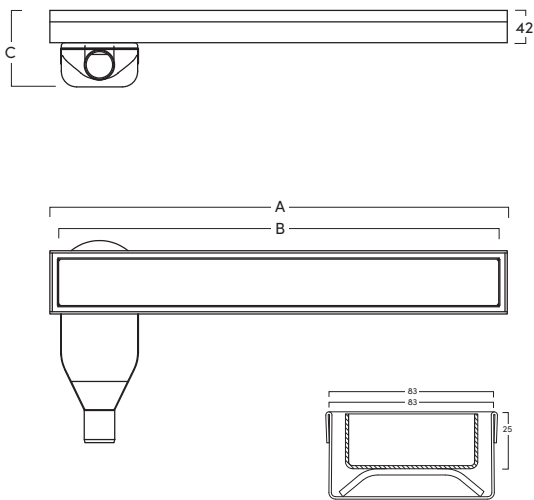
Cleaning Hook
Order Ref
WM1840.0000
RRP exVAT
£13.00

Kit Includes

36 Litres Per Minute
Linear Drain
1½" Connection
360 rotating outlet
Insert to fill with Polished
Concrete or use as Brushed
Stainless Steel Panel
Installation Feet



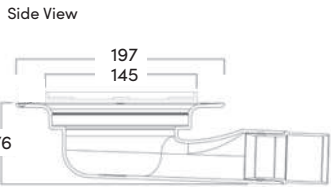
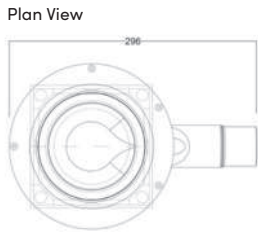
Model No.	Structural Length (A)	Visual Length (B)	Drain Depth (C)	Kit Order Ref	RRP EX VAT £
500	500	480	100	SDPC.0500	£314.00



SharpDrain® | Square Horizontal Tile Insert

Kit Includes

48 Litres Per Minute
Square Drain
1½" Connection
Anti Odour Barrier
Tile Insert and Frame
PVD Coloured Finishes



									
Steel Tile Insert Kit Order Ref	RRP EX VAT £	Black Tile Insert Kit Order Ref	RRP EX VAT £	Brass Tile Insert Kit Order Ref	RRP EX VAT £	Nickel Tile Insert Kit Order Ref	RRP EX VAT £	Bronze Tile Insert Kit Order Ref	RRP EX VAT £
SDSD.0076SS	£144.00	SDSD.0076BL	£384.00	SDSD.0076BS	£325.00	SDSD.0076NI	£325.00	SDSD.0076BZ	£325.00

											
Frame & Grate Kit Order Ref	RRP EX VAT £	Steel Panel Kit Order Ref	RRP EX VAT £	Black Panel Kit Order Ref	RRP EX VAT £	Brass Panel Kit Order Ref	RRP EX VAT £	Nickel Panel Kit Order Ref	RRP EX VAT £	Bronze Panel Kit Order Ref	RRP EX VAT £
SDSD.0076FG	£112.00	SDSD.0076SS	£144.00	SDSD.0076BL	£384.00	SDSD.0076BS	£325.00	SDSD.0076NI	£325.00	SDSD.0076BZ	£325.00



Wooden Floor
Mounting Set
Order Ref
WM1840.0000
RRP exVAT
£65.00



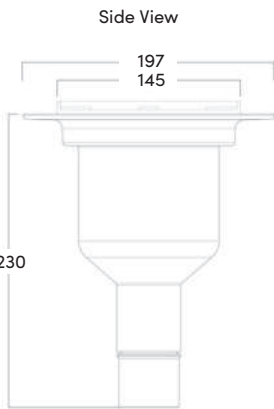
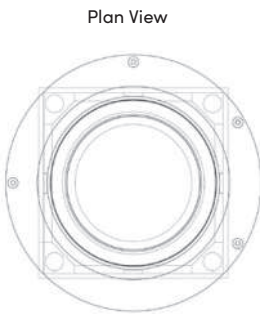
Cleaning Hook
Order Ref
WM1840.0000
RRP exVAT
£13.00

Kit Includes

48 Litres Per Minute
Square Drain
1½" Connection
Anti Odour Barrier
Tile Insert and Frame
PVD Colour Finishes



Also available in
110mm Pipework

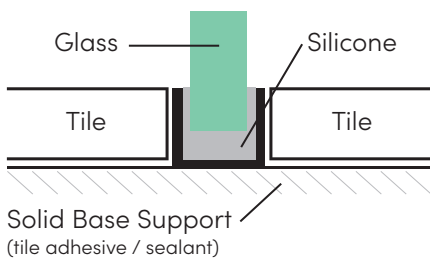


									
Steel Tile Insert Kit Order Ref	RRP EX VAT £	Black Tile Insert Kit Order Ref	RRP EX VAT £	Brass Tile Insert Kit Order Ref	RRP EX VAT £	Nickel Tile Insert Kit Order Ref	RRP EX VAT £	Bronze Tile Insert Kit Order Ref	RRP EX VAT £
SDSD.0189SS	£152.00	SDSD.0189BL	£398.00	SDSD.0189BS	£336.00	SDSD.0189NI	£336.00	SDSD.0189BZ	£336.00






											
Frame & Grate Kit Order Ref	RRP EX VAT £	Steel Panel Kit Order Ref	RRP EX VAT £	Black Panel Kit Order Ref	RRP EX VAT £	Brass Panel Kit Order Ref	RRP EX VAT £	Nickel Panel Kit Order Ref	RRP EX VAT £	Bronze Panel Kit Order Ref	RRP EX VAT £
SDSD.0189FG	£126.00	SDSD.0189SS	£152.00	SDSD.0189BL	£398.00	SDSD.0189BS	£336.00	SDSD.0189NI	£336.00	SDSD.0189BZ	£336.00

U Channel








Length	Kit Order Ref	RRP EX VAT £
2500mm	SSUC.2500	£66.00





Bracing Bar

										
Bracing Bar Length	Steel Kit Order Ref	RRP EX VAT £	Black Kit Order Ref	RRP EX VAT £	Brass Kit Order Ref	RRP EX VAT £	Nickel Kit Order Ref	RRP EX VAT £	Bronze Kit Order Ref	RRP EX VAT £
1000mm	SSBB.10SS	£132.00	SSBB.10BL	£232.00	SSBB.10BS	£214.00	SSBB.10NI	£214.00	SSBB.10BZ	£214.00


Waterproofing Systems

Product Name	Description	Quantity of kits	Order Reference	RRP ex VAT Per Kit
12kg VS30 Tanking Kit	Easy paint on application approved for wooden, cementitious, metal and plastic surfaces. Coverage up to 12m² based on 0.58mm thickness. Kit contains liquid membrane, primer and 25m reinforcement tape. EC1 Plus Approved Low emissions	1 - 9	WMVS30.12K	£146.00
		10 - 24	WMVS30.12K.10	£139.00
		25 +	WWMVS30.12K.25	£125.00
		Extra Delivery Cost May Apply		
				
Product Name	Description	Quantity of kits	Order Reference	RRP ex VAT Per Kit
3kg Tanking Kit	Easy paint on application approved for wooden, cementitious, metal and plastic surfaces. Coverage up to 3m² based on 0.58mm thickness. Kit contains liquid membrane, primer and 25m reinforcement tape. EC1 Plus Approved Low emissions	1 - 9	WMVS30.03K	£72.00
		10 - 24	WMVS30.03K.10	£69.00
		25 +	WMVS30.03K.25	£65.00
		Extra Delivery Cost May Apply		
				
Product Name	Description	Quantity of kits	Order Reference	RRP ex VAT Per Kit
12kg VS30 Liquid Membrane	Easy paint on application approved for wooden, cementitious, metal and plastic surfaces. Coverage up to 12m2 based on 0.58mm thickness. To be used with LIP Primer 54 and reinforcement tape.	1	WMVS30.12	£116.00
		Extra Delivery Cost May Apply		
				
Product Name	Description	Quantity of kits	Order Reference	RRP ex VAT Per Kit
3kg VS30 Liquid Membrane	Easy paint on application approved for wooden, cementitious, metal and plastic surfaces. Coverage up to 3m2 based on 0.58mm thickness. To be used with LIP Primer 54 and reinforcement tape.	1	WMVS30.03	£42.00
		Extra Delivery Cost May Apply		
				
Product Name	Description	Quantity of kits	Order Reference	RRP ex VAT Per Kit
Pipework Reinforcement Collar	Preformed collar for watereproofing around shower pipework.	1	WMPPC	£15.00
				
Product Name	Description	Quantity of kits	Order Reference	RRP ex VAT Per Kit
Reinforcement Tape	Reinforcement tape to be used with LIPVS30 on all joints and around first fixes. 25 metres of tape.	1	WMT25	£15.00
				
Product Name	Description	Quantity of kits	Order Reference	RRP ex VAT Per Kit
Construction Glue	High performance adhesion that is water resistant.	1	WMCG	£25.00
	Required to fill gaps smaller than 5mm around boards and to bond tile / stone to tile insert			
				



Waterproofing Systems

Product Name	Description	Order Reference	RRP ex VAT
Internal Corner Piece	LIP preformed reinforcement tape is used to secure the internal/external corners. This is used with LIP VS30.	WMICP	RRP ex VAT
			£15.00
External Corner Piece		WMECP	RRP ex VAT
			£15.00
Product Name	Description	Order Reference	RRP ex VAT
Primer 54	Priming of substrate before applying LIP VS30. Seals pores and binds dust. 1L Bottle.	WMPR54.01	£17.00
Product Name	Description	Order Reference	RRP ex VAT
Supergrund Primer	Special primer for when extra high adhesion is required and normal primer is not suitable. 3kg Tub.	WMPRSG.03	£29.00
Product Name	Description	Order Reference	RRP ex VAT
20kg Installation Adhesive	C2TE Adhesive. Used for sheet membrane, SharpSlope Tray and PureStep and tiling Installation. EC1 Plus Approved.	WM527	£47.00
			Extra Delivery Cost May Apply
Product Name	Description	Order Reference	RRP ex VAT
10m Butyl Tape	Self adhesive waterproof tape with very strong adhesion. Can be used where RED Defence membrane meets the drain.	WMBT10	£65.00
Product Name	Description	Order Reference	RRP ex VAT
2 Component Waterproof Paste	Waterproof paste to apply sheet membrane. Use with Special Cement for faster curing. 5m2 Coverage when used with Special Cement.	WMWP2K.05	£82.00
			Extra Delivery Cost May Apply
Product Name	Description	Order Reference	RRP ex VAT
2 Component Special Cement	Mix with 2 Component Waterproofing Paste at 1:1 ratio for faster curing.	WMSC2K.05	£15.00
			Extra Delivery Cost May Apply
Product Name	Description	Order Reference	RRP ex VAT
Wetroom Screed	20kg bag of cement based, fibre reinforced screed. Works from 2mm. Coverage 1.8kg per m2 at 1mm thickness.	WM226	£38.00
			Extra Delivery Cost May Apply



Product Name	Description	Order Reference	RRP ex VAT Per Board
SharpBoard® 6mm	Lightweight high-density construction board designed for wetrooms and bathrooms.	SB06M	£17.00
SharpBoard® 10mm		SB10M	£20.00
SharpBoard® 12.5mm	<ul style="list-style-type: none">1200 x 600mmWaterproofInsulation Properties improves heat retention	SB12.5M	£21.00
SharpBoard® 20mm	<ul style="list-style-type: none">Maximises underfloor heating performance	SB20M	£24.00
SharpBoard® 30mm	<ul style="list-style-type: none">Ideal for tiles, synthetic renders and decorative plaster	SB30M	£30.00



Product Name	Description	Order Reference
Galvanised Washers	35mm Galvanised Washers to mechanically fix SharpBoard® to walls and floors. 100 Washers per bag.	SBGW100
RRP ex VAT		£22.00



Product Name	Description	Order Reference
Transparent Silicone	Highly elastic alcohol based silicone for sealing of wetroom joints.	WMTS
RRP ex VAT		£21.00



Product Name	Description	Order Reference	RRP ex VAT Per Board
PureStep Decoupling	Neutralises tension to reduce movement protecting floor tiles. Up to 70 dB acoustical reduction. 5, 10 and 20m roll options.		
1m x 5m		WMPS05	£133.00
1m x 10m		WMPS10	£191.00
1m x 20m		WMPS20	£309.00



Product Name	Description	Order Reference
Red Defence Sheet Membrane	Red Defence is a 3 ply waterproof sheet membrane. It has high shear resistance and is fast to install with no drying time required before tiling. It can be installed with Lip 527 installation adhesive or 2 Component waterproofing paste and cement. Available as 1m x 5m Roll.	WMRD.05
RRP ex VAT		£49.00




Product Name	Description	Order Reference
Reinforcement Tape	Reinforcement tape to be used with Red Defence Sheet Membrane to seal all joints and around first fixes. 10 metre rolls.	WMRD.T10
RRP ex VAT		£15.00



Product Name	Description	Order Reference
Corner Pieces	Preformed reinforcement pieces to be used with Red Defence Sheet Membrane.	WMRD.ICP WMRD.ECP
RRP ex VAT		£15.00



Product Name	Description	Order Reference
Pipework Reinforcement Collar	Preformed collar for watprorofing around shower pipework. To be used with Red Defence Sheet Membrane.	WMRD.PPL
RRP ex VAT		£15.00



Product Name	Description	Order Reference
SharpSlope® Fitting Aid	Preformed support allowing for faster installation compared to installer creating supports. The Fitting Aid is highly recommended as it is designed for the SharpSlope® drain and provides the support required under the SharpSlope tray and around the drain to reduce movement.	WMDFA
RRP ex VAT		£62.00



Product Name	Description	Order Reference
SharpSlope® Wooden Floor Installation Kit	A kit designed specifically for installing SharpSlope® on a wooden floor. It includes the SharpSlope® Fitting Aid. Two 20kg bags of wetroom adhesive for installation of SharpSlope® and tiling. Two preformed internal corner pieces.	WMSS.WFIK WMSS.IKW
RRP ex VAT		£197.00



Product Name	Description	Order Reference
SharpSlope® Concrete Floor Installation Kit	A kit designed specifically for installing SharpSlope® on a concrete floor. It includes two 20kg bags of wetroom adhesive for installation of SharpSlope® and tiling. Two preformed internal corner pieces.	WMSS.WCIK WMSS.IKC
RRP ex VAT		£135.00



Product Name	Description	Order Reference
Bench Installation Kit	A kit designed specifically for installing S-Bench®. It includes one 20kg bag of wetroom adhesive to bed bench to floor, glue to fit bench to base and waterproofing membrane and tape for joints.	WMSB.IK
RRP ex VAT		£148.00




Product Name	Description	Order Reference
SharpDrain® Pro Linear Wooden Floor Fitting Aid	For drain model 500 – 900. It includes four wooden supports to install under the drain, four flange supports to glue or screw the drain down into position. Cut to size where required. Glue for installation, two waterproofing internal corner pieces and a pipework reinforcement collar.	WMPSD.WFIK.01
RRP ex VAT		£80.00



Product Name	Description	Order Reference
SharpDrain® Pro Linear Wooden Floor Fitting Aid	For drain model 1000 – 1500. It includes four wooden supports to install under the drain, four flange supports to glue or screw the drain down into position. Cut to size where required. Glue for installation and two waterproofing internal corner pieces.	WMPSD.WFIK.02
RRP ex VAT		£90.00




Product Name	Description	Order Reference
SharpDrain® Linear Wooden Floor Installation Set	When installing on wooden floors, you may need to cut out part of the floor around the drain. This installation set covers the hole and provides support.	WMSDLD.WFIK
RRP ex VAT		£41.00



Product Name	Description	Order Reference
SharpDrain® Square Mounting Set	The mounting set makes installation on wooden floors easy. Screw the mounting set into the floor and screw the drain into the mounting set.	WMSD.MS
RRP ex VAT		£65.00



Product Name	Description	Order Reference
Hook	To lift drain cover and trap to remove for cleaning and maintenance.	WM1840.0000
		RRP ex VAT
		£13.00
Product Name	Description	Order Reference
SharpSlope® Linear Tile Insert / Panel and Frame	Replacement Brushed Stainless Steel Tile Insert and Frame Set.	SL.0550.SS
		RRP ex VAT
		£138.00
Product Name	Description	Order Reference
SharpSlope® Square Frame and Grate	Replacement Stainless Steel Grate and Plastic Frame Set.	SD.0150.FG
		RRP ex VAT
		£25.00
Product Name	Description	Order Reference
SharpSlope® Square Tile Insert / Panel and Frame	Replacement Brushed Stainless Steel Tile Insert and Frame Set.	WSD.0150.SS
		RRP ex VAT
		£28.00
Product Name	Description	Order Reference
SharpSlope® Linear Trap	Replacement trap for SharpSlope Linear horizontal outlet.	WMSS.SLRT
		RRP ex VAT
		£40.00
Product Name	Description	Order Reference
SharpSlope® Square Trap	Replacement trap for SharpSlope square horizontal outlet.	WMSS.SSRT
		RRP ex VAT
		£40.00
Product Name	Description	Order Reference
SharpSlope® Linear Horizontal Outlet and trap	Replacement horizontal outlet and trap set for Linear.	WMSLHO
		RRP ex VAT
		£71.00
Product Name	Description	Order Reference
SharpSlope® Square Horizontal Outlet and trap	Replacement horizontal outlet and trap set for Square.	WMSSH0
		RRP ex VAT
		£71.00
Product Name	Description	Order Reference
SharpSlope® Linear Vertical Outlet and trap	Replacement Vertical outlet and trap set for Linear.	WMSLVO
		RRP ex VAT
		£83.00



Product Name	Description	Order Reference		
SharpSlope® Square Vertical Outlet and trap	Replacement Vertical outlet and trap set for Square.	WMSSVO		
		RRP ex VAT		
		£71.00		
Product Name	Description	Order Reference		
SharpDrain® Square trap	Replacement trap.	WMSD.SQRT		
		RRP ex VAT		
		£40.00		
Product Name	Description	Order Reference		
SharpDrain® Square Frame and Grate	Replacement Stainless Steel Grate and Plastic Frame Set.	SD.0150.FG		
		RRP ex VAT		
		£25.00		
Product Name	Description	Order Reference		
SharpDrain® Square Tile Insert / Panel and Frame	Replacement Brushed Stainless Steel Tile Insert and Frame Set.	SD.0150.SS		
		RRP ex VAT		
		£28.00		
Product Name	Description	Order Reference		
SharpDrain® and PourFlex Linear Trap	SharpDrain® and PourFlex Linear Trap.	WMSD.LIRT		
		RRP ex VAT		
		£40.00		
Product Name	Description	Order Reference		
SharpDrain® Pro Linear trap	Replacement trap.	WMPSD.LIRT		
		RRP ex VAT		
		£40.00		
Product Name	Order Reference Linear Tile Insert and Panel	RRP ex VAT	Order Reference Linear Tile Line	RRP ex VAT
SharpDrain® Linear Tile Insert and Panel	600 - SDTP.0600.FINISH.SS	£97.00	600 - SDTL.0600.FINISH.SS	£86.00
	700 - SDTP.0700.FINISH.SS	£101.00	700 - SDTL.0700.FINISH.SS	£90.00
	800 - SDTP.0800.FINISH.SS	£109.00	800 - SDTL.0800.FINISH.SS	£98.00
SharpDrain® Linear Tile Line	900 - SDTP.0900.FINISH.SS	£110.00	900 - SDTL.0900.FINISH.SS	£100.00
	1000 - SDTP.1000.FINISH.SS	£114.00	1000 - SDTL.1000.FINISH.SS	£103.00
	1200 - SDTP.1200.FINISH.SS	£123.00	1200 - SDTL.1200.FINISH.SS	£112.00
Product Name	Order Reference Linear Tile Insert and Panel	RRP ex VAT	Order Reference Linear Tile Line	RRP ex VAT
SharpDrain® Pro Linear Tile Insert and Panel	500 - PSDTP.0500.FINISH.SS	£92.00	500 - PSDTL.0500.FINISH.SS	£81.00
	600 - PSDTP.0600.FINISH.SS	£97.00	600 - PSDTL.0600.FINISH.SS	£86.00
	700 - PSDTP.0700.FINISH.SS	£101.00	700 - PSDTL.0700.FINISH.SS	£90.00
SharpDrain® Linear Tile Line	800 - PSDTP.0800.FINISH.SS	£109.00	800 - PSDTL.0800.FINISH.SS	£98.00
	900 - PSDTP.0900.FINISH.SS	£110.00	900 - PSDTL.0900.FINISH.SS	£100.00
	1000 - PSDTP.1000.FINISH.SS	£114.00	1000 - PSDTL.1000.FINISH.SS	£103.00
	1100 - PSDTP.1100.FINISH.SS	£119.00	1100 - PSDTL.1100.FINISH.SS	£107.00
	1200 - PSDTP.1200.FINISH.SS	£123.00	1200 - PSDTL.1200.FINISH.SS	£112.00
	1500 - PSDTP.1500.FINISH.SS	£129.00	1500 - PSDTL.1500.FINISH.SS	£118.00





WM | Wetroom Materials

Derwentside
25 Town Street
Duffield
Belper
Derbyshire
DE56 4EH
England
+44 (0) 1332 840 820

sales@wetroommaterials.com
www.wetroommaterials.com

WM | Wetroom Materials

Unit E1
Ballymount Ind Est
Walkinstown
Dublin
Co. Dublin
D12 WR60
Ireland
+353 (0)1 297 3488

FOR UP TO DATE PRICE LIST



www.wetroommaterials.com/pricelist